



**PARKWAY**SCHOOLS

HIGHER EXPECTATIONS. BRIGHTER FUTURES.

# Financial Statements

*Date:* JULY 2023

PARKWAY SCHOOL DISTRICT  
MONTHLY FINANCIAL REPORT  
TABLE OF CONTENT

<b><u>DOCUMENT</u></b>	<b><u>PAGE</u></b>
EXECUTIVE SUMMARY. . . . .	1 - 2
GRAPHS - REVENUE, EXPENDITURE, CASH, AND FUND BALANCE .	3 – 5
RECAPITULATION OF FUNDS. . . . .	6
ACCRUAL BALANCE SHEET. . . . .	7
BREAKOUT OF CASH AND INVESTMENTS. . . . .	8
GRANTS FROM CARES ACT: COVID 19 . . . . .	9
MODIFIED ACCRUAL REVENUE SCHEDULE . . . . .	10
EXPENDITURE SUMMARY BY OBJECT . . . . .	11
EXPENDITURE SUMMARY BY BUILDING . . . . .	12
EXPENDITURE SUMMARY - CONSOLIDATED. . . . .	13 - 16
EXPENDITURE SUMMARY BY PROGRAM . . . . .	17 - 20
GLOSSARY . . . . .	21--22
PURCHASING REPORTS . . . . .	23 – 38



TO: Board of Education

DATE: October 12, 2023

FROM: Patricia Bedborough, CPA

RE: Executive Summary July 2023

Abstract

The July financial statements are attached. The salary and benefit expenditures are slightly lower than last year. Part of this is due to open positions and partially based turnover savings. You will notice a large decrease in federal revenues. This is due to an FY22 payment for free and reduced lunch received in July of 22. You will also note that in July of FY22 there was a large payment from SSD for transportation. This is currently billed monthly and not just once per year. For expenditures, we want to note that the credit for workers compensation from MUSIC was received in July 2023. For the prior year's financials, this was received in August 2022.

Future Issues

The following issues are still pending and could affect district finances in the future:

1. Health Insurance Costs – Health costs are a large portion of our benefit expenses. Our pharmacy benefit manager is through Business Health Coalition and we have substantial savings over market trends for our pharmacy. With the implementation of CVS as our PBM, we have seen savings and a reduction of the market increases. We opened our near site clinics for our employees and staff effective August 2018 and selected Care ATC as our continued provider. We had no increase in our premiums for 2023 and 2024 and our only plan change is the change in the HD plan deductible.
2. Commercial Property Assessments Appeals – As you are aware this has been a struggle over the last several years. We have seen our collection rate fluctuate due to these settlements. We worked with the state auditor's office last year and have approved \$3.7 million in recoupment. We are delaying the levy of the recoupment to future years. Our collection rate has improved to 97% from our prior year, but anticipate high protest with the current reassessment year.
3. New Construction Assessments - In September we received our final amounts from St. Louis County. We had another strong year with new construction with just over \$16 million in commercial and residential property and \$28 million in new personal property mainly attributed to the increased value of used cars.
4. Interest Income –Our interest from our banking account is budgeted to increase significantly due to the Fed's increasing the treasury rate. Our current rate earned is 5.64%.

5. State Revenue –DESE will be basing our formula calculation on our attendance from two years ago. With the pandemic, our lowest attendance year was last year.
6. Spot Market Purchases – For information purposes, fiscal year-to-date purchases under the spot market procurement policy are as follows:

Fuel (Facilities) \$ 12,686.55

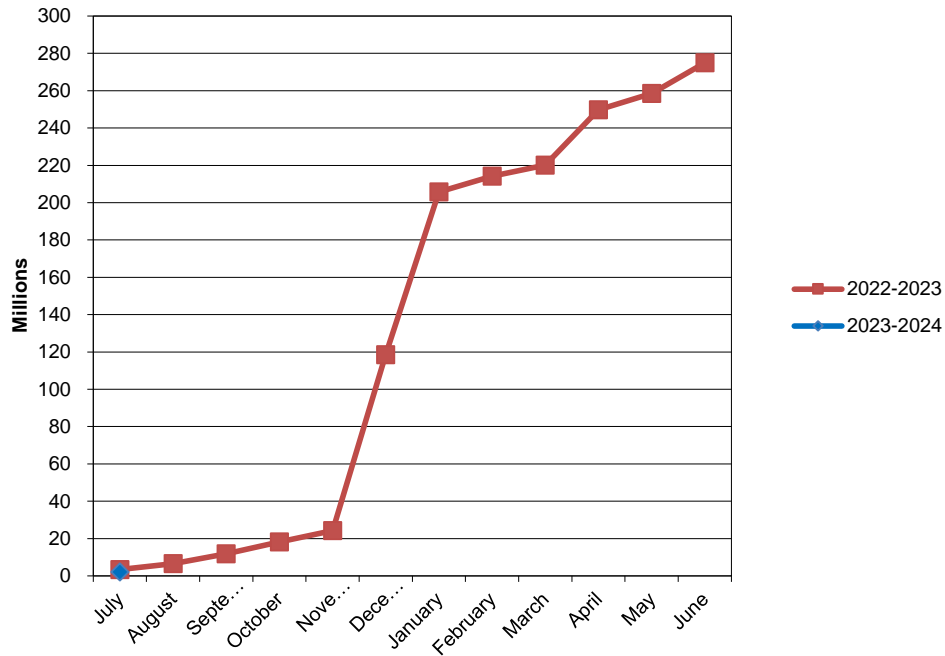
Fuel (Trans) \$

Paper \$ 5,046.80

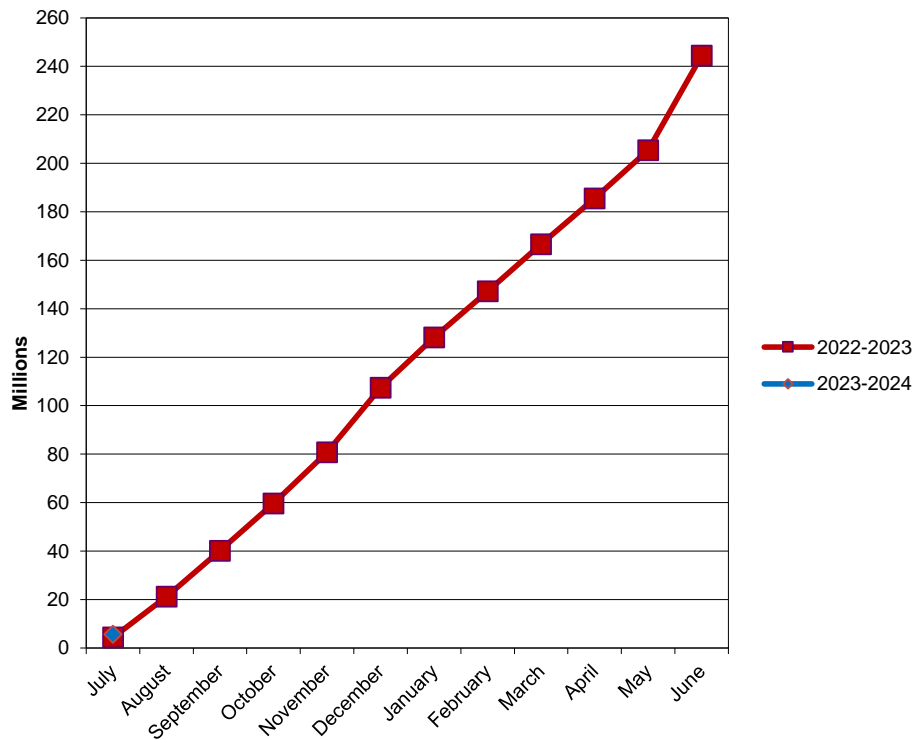
Trash Liner \$

Produce: \$

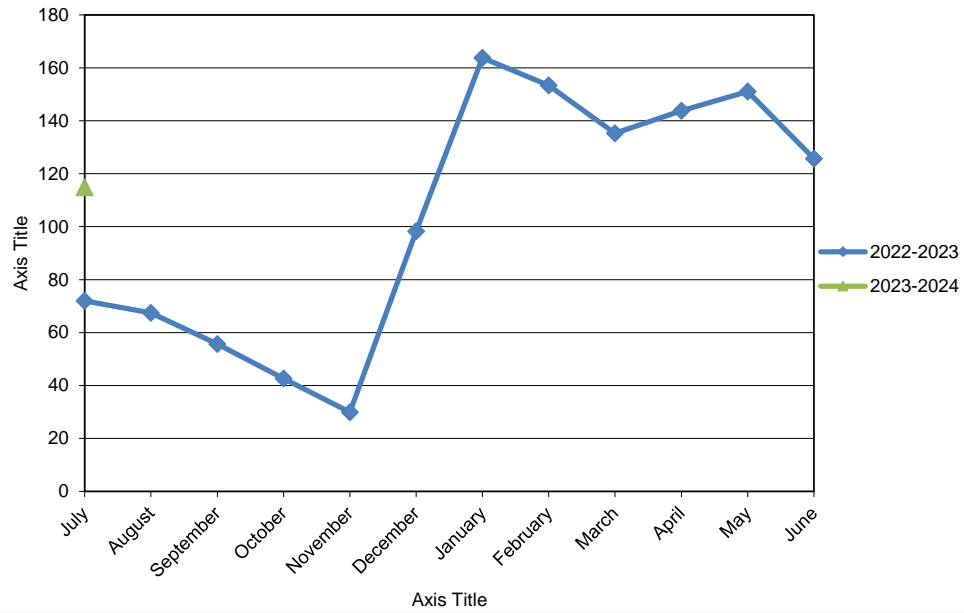
## PARKWAY SCHOOL DISTRICT ACTUAL OPERATING REVENUE

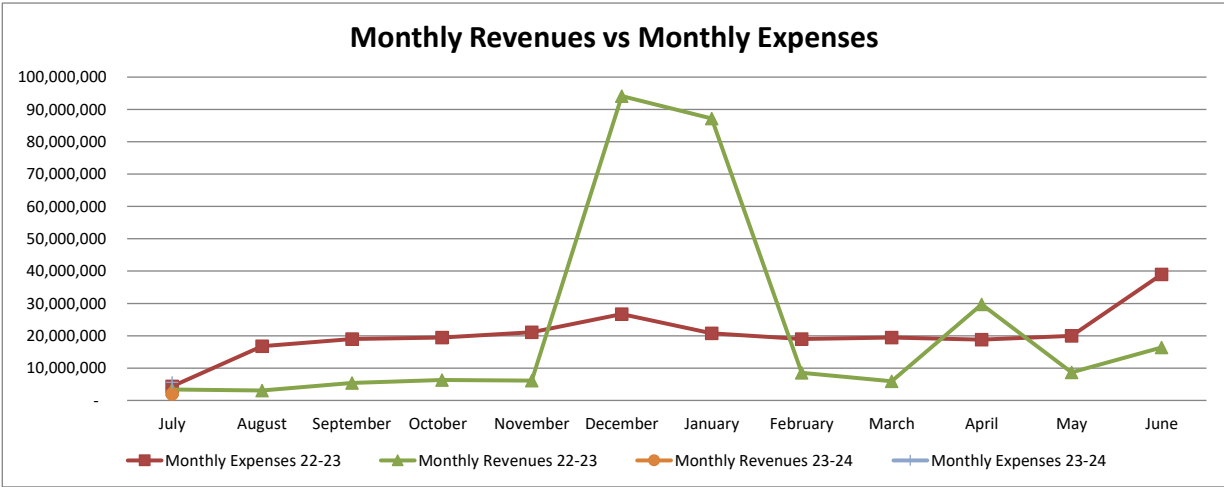
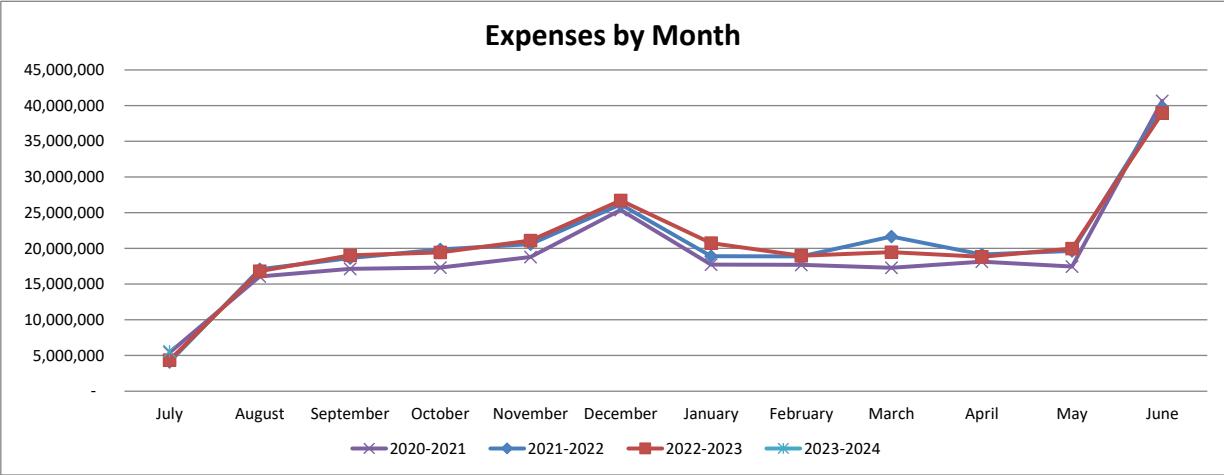
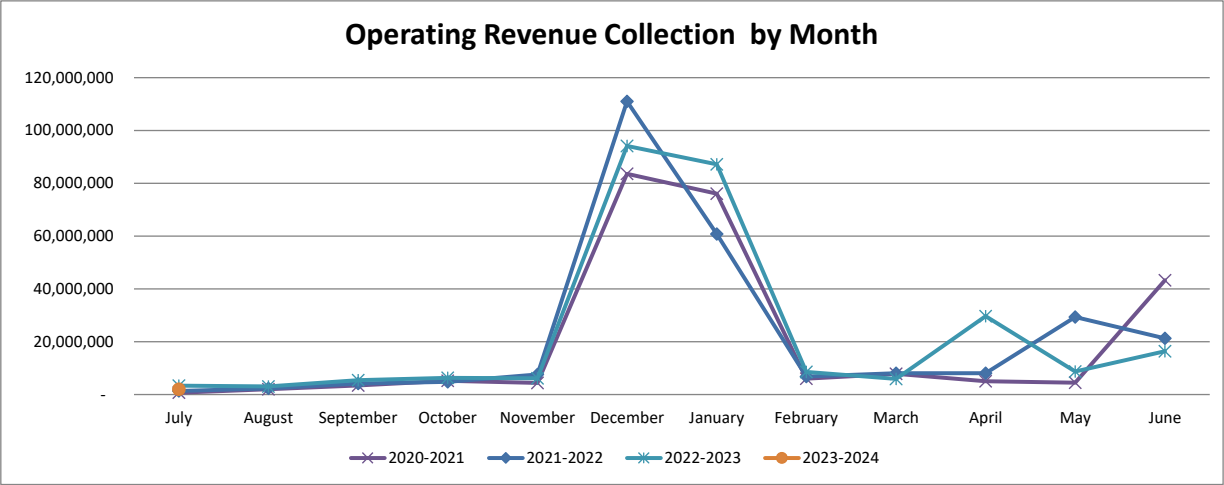


## PARKWAY SCHOOL DISTRICT ACTUAL OPERATING EXPENDITURES



## PARKWAY SCHOOL DISTRICT OPERATING FUND CASH AND INVESTMENTS





**Parkway School District  
Recapitulation of Funds  
Budget 2023-2024 With Restatement of Opening Balances**

FY2024 Full Year Budget

	<b>Operating</b>	<b>Debt Service</b>	<b>Capital Projects</b>	<b>2018 Bond Issue</b>	<b>2022 Bond Issue</b>	<b>All Funds</b>
Beginning Fund Balance	106,075,200	23,592,125	24,535,103	6,883,420	94,438,823	255,524,671
Revenues	272,877,126	28,789,562	292,720	50,000	1,000,000	303,009,408
Expenses	259,294,022	26,607,185	3,991,868	2,597,498	40,000,000	332,490,573
Transfers	(8,000,000)	-	8,000,000	-	-	-
Ending Fund Balance	111,658,304	25,774,502	28,835,955	4,335,922	55,438,823	226,043,506

ACTUAL FY24 THROUGH 7/31/2023

	<b>Operating</b>	<b>Debt Service</b>	<b>Capital Projects</b>	<b>2018 Bond Issue</b>	<b>2022 Bond Issue</b>	<b>All Funds</b>
Beginning Fund Balance	106,075,200	23,592,125	24,535,103	6,883,420	94,438,823	255,524,671
Revenues	2,025,485	84,073	849	-	317,181	2,427,588
Expenses	5,589,472	-	54,366	-	4,735,060	10,378,898
Transfers	-	-	-	-	-	-
Ending Fund Balance	102,511,213	23,676,198	24,481,586	6,883,420	90,020,944	247,573,361

ACTUAL FY23 THROUGH

	<b>Operating</b>	<b>Debt Service</b>	<b>Capital Projects</b>	<b>2018 Bond Issue</b>	<b>All Funds</b>
7/31/2022 Beginning Fund	81,810,866	16,948,311	19,884,393	37,356,104	155,999,674
Revenues	3,402,451	1,522	-	-	3,403,973
Expenses	4,358,960	-	491,040	114,384	4,964,384
Transfers	-	-	-	-	-
Ending Fund Balance	80,854,357	16,949,833	19,393,353	37,241,720	154,439,263



**PARKWAY SCHOOL DISTRICT  
ACCRUAL BALANCE SHEET  
July 31, 2023**

	<b>TOTAL- ALL FUNDS 7/31/2023</b>	<b>TOTAL- ALL FUNDS 7/31/2022</b>
<b>ASSETS</b>		
Cash & Investments	255,901,495	161,555,082
Accounts Receivable	4,168,973	8,017,651
Inventories	2,594,892	1,174,381
Prepaid Expenses	4,702,542	3,770,576
Land	3,457,837	3,457,837
Land Improvements	19,905,904	17,375,608
Buildings/Improvements	202,329,603	201,550,105
Construction in Progress	66,257,714	48,759,117
Equipment	14,083,049	9,291,824
	<hr/>	<hr/>
Total Assets	573,402,009	454,952,181
<b>LIABILITIES &amp; FUND BALANCE</b>		
Accounts Payable - Operating Funds	2,497,132	2,770,764
Accounts Payable - Bond Issue Funds	1,652,497	612,288
Accounts Payable - Capital Projects Funds	8,401	44,766
Accounts Payable - Medical Fund	110,647	27,206
Wages, Payroll Taxes, and Benefits Payable	1,049,616	1,290,393
Bonds Payable	303,365,000	227,965,000
Interest Payable	2,593,953	2,596,764
Liability for Compensated Absences	1,462,357	1,613,494
Liability for Early Retirement	-	-
	<hr/>	<hr/>
Total Liabilities	312,739,603	236,920,675
Bond Issue Fund Balance (combined 2018 and 2022)	96,904,364	37,241,720
Debt Service Fund Balance	23,676,198	16,949,833
Capital Projects Fund Balance	24,481,586	19,393,353
Equity in Fixed Assets less Long Term Liabilities	(1,387,203)	48,259,233
Medical Fund Balance	14,476,248	15,333,010
Operating Fund Balance	102,511,213	80,854,357
	<hr/>	<hr/>
Total Fund Balance	260,662,406	218,031,506
<b>TOTAL LIABILITIES &amp; FUND BALANCE</b>	<hr/> <b>573,402,009</b> <hr/>	<hr/> <b>454,952,181</b> <hr/>

**BREAKOUT OF CASH & INVESTMENT BALANCE**

	<u>7/31/2023</u>	<u>7/31/2022</u>
MEDICAL FUND CASH	14,586,895	15,360,216
DEBT SERVICE FUND CASH	20,100,706	13,522,217
DEBT SERVICE FUND INVESTMENTS	3,470,742	3,387,117
BOND ISSUE FUND CASH	78,377,631	37,827,024
CAPITAL PROJECTS FUND CASH	24,516,971	19,460,125
OPERATING FUND CASH	19,839,999	37,041,999
OPERATING FUND INVESTMENTS	95,008,551	34,956,384
	<hr/>	<hr/>
TOTAL	255,901,495	161,555,082

**RESTRICTED RESERVE**

	<u>7/31/2023</u>	<u>7/31/2022</u>
FOOD SERVICE	(40,008)	(1,289,040)
MEDICAL BENEFITS	14,476,248	15,333,010
STUDENT ACTIVITY	3,787,005	3,454,494
	<hr/>	<hr/>
TOTAL	18,223,245	17,498,464

**Grants from Covid-19 Stimulus Funds**

Grant	Award	Received	Spent through 7/31/2023	Status	Description
Cares Act - ESSER	875,664	875,644	875,664	approved - fully received and fully spent	Utilized for salaries and benefits during closure. \$190,000 of grant is for non public schools.
Coronavirus Relief Fund(CRF)	1,199,707	1,199,707	1,199,707	approved - fully received and fully spent	Grant expenses include PPE, care coordinators and digital learning expenses. \$77,389 of this grant will be paid to VICC.
Covid-19 Response Supply Grant	502,883	502,883	502,883	approved - fully spent and received	This grant is a 75/25% split between the County and state. PPE, partitions and sanitation supplies were applied against this grant.
Student Connectivity Grant - B	112,000	112,000	112,000	approved - fully spent and received	Grant is a 50% reimbursement for hot spots
Transportation Supplement	153,918	97,843	100,821	Parkway spent all funds allocated to Parkway. Remainder is related to non-publics.	Grant is primarily for transportation PPE and sanitation supplies and summer school expenses for buses. Have until 9/30/22 to spend the funds.
Cares Act - unemployment	TBD	178,482	356,964	This is auto applied to our unemployment bills. Currently have a credit on our bills.	Reimburses District for 50% of unemployment expenses
County Early Cares Child Care Reponse Program	100,950	100,950	100,950	approved and fully spent	Costs incurred to child care facilities in St. Louis County for business interruption expenses and compliance with health and safety measures
ESSER II	5,378,360	5,378,360	5,378,360	approved - fully received and fully spent	Uses include PPE, air quality improvements, digital learning expenses, sub costs related to COVIDS absences, contact tracers, counselors and care coordinators over the next two fiscal years.
ESSER III*	11,897,669	6,455,549	8,359,885	This grant will go through the FY24 school year	Similar to ESSER II with the addition of summer school expenses, reading specialist, and instructional coaches. Have until 9/30/24 to spend the funds. 20% of the grant must address learning loss.
Teacher Retention Grant	615,000	500,000	500,000	approved - mostly spent. Working with DESE to finalize remaining portion	Used for stipends and future scholarships
Totals	20,396,083	14,901,418	17,220,477		

PARKWAY SCHOOL DISTRICT  
MODIFIED ACCRUAL REVENUE SCHEDULE  
July 2023

	YEAR TO DATE 7/31/23				YEAR TO DATE 7/31/22				CHANGE FROM PRIOR YEAR	
	BUDGETED	REVENUE	%	BALANCE TO	REVENUE	REVENUE	%	BALANCE TO	\$	%
	REVENUE	REALIZED	REALIZED	BE REALIZED	6/30/23	REALIZED	REALIZED	BE REALIZED		
LOCAL										
Property Taxes	195,200,528	-	0.00%	195,200,528	189,192,844	-	0.00%	189,192,844	-	0.00%
Delinquent Property Taxes	-	-	0.00%	-	-	-	0.00%	-	-	0.00%
Prop C	19,324,500	-	0.00%	19,324,500	19,375,000	-	0.00%	19,375,000	-	0.00%
M&M Surtax	5,862,389	-	0.00%	5,862,389	5,703,679	-	0.00%	5,703,679	-	0.00%
Food Service	4,295,432	22,177	0.52%	4,273,255	4,269,813	925	0.02%	4,268,888	21,252	2297.51%
Other Local	5,015,859	44,967	0.90%	4,970,892	4,990,897	61,789	1.24%	4,929,108	(16,822)	-27.22%
VICC-VST Revenue	5,125,943	-	0.00%	5,125,943	6,090,823	-	0.00%	6,090,823	-	0.00%
TOTAL LOCAL	234,824,651	67,144	0.03%	234,757,507	229,623,056	62,714	0.03%	229,560,342	4,430	7.06%
INTEREST	2,515,000	277,761	11.04%	2,237,239	3,010,000	71,560	2.38%	2,938,440	206,201	6.85%
COUNTY	4,260,157	233,736	5.49%	4,026,421	3,542,740	8	0.00%	3,542,732	233,728	6.60%
STATE										
Basic Formula	1,786,762	158,579	8.88%	1,628,183	2,073,735	174,540	8.42%	1,899,195	(15,961)	-0.77%
Classroom Trust	6,648,740	567,421	8.53%	6,081,319	6,646,602	552,125	8.31%	6,094,477	15,296	0.23%
Transportation	4,000,000	412,141	10.30%	3,587,859	4,500,000	125,926	2.80%	4,374,074	286,215	6.36%
Other State	1,644,669	-	0.00%	1,644,669	1,607,877	24,922	1.55%	1,582,955	(24,922)	-1.55%
TOTAL STATE	14,080,171	1,138,141	8.08%	12,942,030	14,828,214	877,513	5.92%	13,950,701	260,628	1.76%
FEDERAL										
Federal Food Service	2,629,724	72,799	2.77%	2,556,925	2,614,040	1,069,104	40.90%	1,544,936	(996,305)	-38.11%
Other Federal Entitlements	8,495,740	100,600	1.18%	8,395,140	8,606,804	62,506	0.73%	8,544,298	38,094	0.44%
TOTAL FEDERAL	11,125,464	173,399	1.56%	10,952,065	11,220,844	1,131,610	10.08%	10,089,234	(958,211)	-8.54%
OTHER FINANCING SOURCES										
Transportation Reimbursement	2,537,394	59,711	2.35%	2,477,683	2,508,450	1,087,171	43.34%	1,421,279	(1,027,460)	-40.96%
Tuition From Other Districts	28,930	-	0.00%	28,930	28,930	-	0.00%	28,930	-	0.00%
Sale Of Property	5,359	285	5.32%	5,074	38,178	825	2.16%	37,353	(540)	-1.41%
TOTAL OTHER FINANCING SOURCES	2,571,683	59,996	2.33%	2,511,687	2,575,558	1,087,996	42.24%	1,487,562	(1,028,000)	-39.91%
SUB-TOTAL OPERATING REVENUE	269,377,126	1,950,177	0.72%	267,426,949	264,800,412	3,231,401	1.22%	261,569,011	(1,281,224)	-0.48%
STUDENT ACTIVITIES	3,500,000	75,308	2.15%	3,424,692	3,500,000	171,050	4.89%	3,328,950	(95,742)	-2.74%
TOTAL OPERATING REVENUE	272,877,126	2,025,485	0.74%	270,851,641	268,300,412	3,402,451	1.27%	264,897,961	(1,376,966)	-0.51%
NON-OPERATING REVENUES										
2018 Bond Issue Interest/Premium	50,000	-	0.00%	50,000	191,394	-	0.00%	191,394	-	0.00%
2022 Bond Issue Interest/Premium	1,000,000	317,181		682,819	-	-		-	-	
2022 Sale of Bonds	-	-		-	98,274,517	-		-	-	
Debt Service Property Taxes	27,852,263	-	0.00%	27,852,263	26,893,473	-	0.00%	26,893,473	-	0.00%
Debt Service Delinquent Prop. Taxes	-	-	0.00%	-	-	-	#DIV/0!	-	-	#DIV/0!
Debt Service Interest/Premium	200,000	83,724	41.86%	116,276	200,000	1,522	0.76%	198,478	82,202	41.10%
Debt Service County Revenue	737,299	349	0.05%	736,950	737,671	-	0.00%	737,671	349	0.05%
Cap. Projects Property Taxes	-	-	0.00%	-	3,347,963	-	0.00%	3,347,963	-	0.00%
Cap. Projects Delinquent Prop. Taxes	-	-	0.00%	-	-	-	0.00%	-	-	0.00%
Capital Projects Other	292,320	45	0.02%	292,275	392,217	-	0.00%	392,217	45	0.01%
Capital Projects Grants	-	-	0.00%	-	-	-		-	-	#DIV/0!
Capital Interest/Premium	400	804	201.00%	(404)	104	-	0.00%	104	804	773.08%
TOTAL ALL REVENUE SOURCES	303,009,408	2,427,588	0.80%	300,581,820	398,337,751	3,403,973	0.85%	394,933,778	(976,385)	-0.25%

EXPENDITURE SUMMARY BY OBJECT  
TOTAL ALL FUNDS  
July 2023

	BUDGET 2023-2024	ACTUAL EXPENDITURES YTD 7/31/23	% EXPENDED 2023-2024	ACTUAL** EXPENDITURES 06/30/2023	ACTUAL EXPENDITURES YTD 7/31/2022	% EXPENDED 2022-2023	CHANGE FROM PRIOR YEAR	
							\$	%
<b>SALARIES</b>								
Certificated	124,767,198	1,274,604	1.02%	122,287,988	216,542	0.19%	1,058,062	488.62%
Classified	38,214,775	1,026,164	2.69%	37,073,552	1,021,685	2.77%	4,479	0.44%
<b>TOTAL SALARIES</b>	<b>162,981,973</b>	<b>2,300,768</b>	<b>1.41%</b>	<b>159,361,540</b>	<b>1,238,227</b>	<b>1.44%</b>	<b>1,062,541</b>	<b>85.81%</b>
<b>BENEFITS</b>								
Retirement, Social Security, and Medicare	28,038,144	365,387	1.30%	27,617,330	350,643	1.32%	14,744	4.20%
Medical, Dental, WC, and Life Insurance	28,038,143	14,960	0.05%	27,003,014	171,477	0.06%	(156,517)	-91.28%
<b>TOTAL BENEFITS</b>	<b>56,076,287</b>	<b>380,347</b>	<b>0.68%</b>	<b>54,620,344</b>	<b>522,120</b>	<b>0.70%</b>	<b>(141,773)</b>	<b>-27.15%</b>
<b>PURCHASED SERVICES</b>								
Substitute Services	3,794,685	-	0.00%	3,790,725	-	78.64%	-	#DIV/0!
Tuition	800,800	2,498	0.31%	834,575	3,885	-356.90%	(1,387)	-35.70%
Professional Services	2,191,536	21,075	0.96%	3,288,753	35,620	0.64%	(14,545)	-40.83%
Audit	45,000	-	0.00%	36,000	-	0.00%	-	0.00%
Technical Services	113,400	9,000	7.94%	145,541	333	6.18%	8,667	2602.70%
Legal Services	200,000	-	0.00%	200,000	-	0.00%	-	0.00%
Property Services	3,594,457	87,820	2.44%	3,163,039	111,163	2.78%	(23,343)	-21.00%
Travel & Contracted Trans.	1,832,333	4,992	0.27%	1,873,378	9,483	0.27%	(4,491)	-47.36%
Property Insurance	1,087,646	-	0.00%	968,000	-	0.00%	-	0.00%
Liability Insurance	1,150,860	-	0.00%	1,067,200	-	0.00%	-	0.00%
Other Purchased Services	3,240,259	184,178	5.68%	4,230,241	149,831	4.35%	34,347	22.92%
<b>TOTAL PURCHASED SERVICES</b>	<b>18,050,976</b>	<b>309,563</b>	<b>1.71%</b>	<b>19,597,452</b>	<b>310,315</b>	<b>1.58%</b>	<b>(752)</b>	<b>-0.24%</b>
<b>CONSUMABLES</b>								
General Supplies	6,644,770	1,500,227	22.58%	6,631,209	662,474	-43.50%	837,753	126.46%
Instructional Supplies	6,415,245	967,373	15.08%	5,206,919	429,233	102.78%	538,140	125.37%
Textbooks and Library Books	1,757,528	66,917	3.81%	1,613,616	70,300	4.15%	(3,383)	-4.81%
Gasoline/Diesel	858,503	6,854	0.80%	700,750	8,692	0.98%	(1,838)	-21.15%
Energy Services	3,467,000	-	0.00%	3,709,000	-	0.00%	-	#DIV/0!
Food Service Supplies	3,041,740	-	0.00%	2,517,247	-	0.00%	-	#DIV/0!
<b>TOTAL CONSUMABLES</b>	<b>22,184,786</b>	<b>2,541,371</b>	<b>11.46%</b>	<b>20,378,741</b>	<b>1,170,699</b>	<b>12.47%</b>	<b>1,370,672</b>	<b>117.08%</b>
<b>SUBTOTAL OPERATING EXPENSES</b>	<b>259,294,022</b>	<b>5,532,049</b>	<b>2.13%</b>	<b>253,958,077</b>	<b>3,241,361</b>	<b>2.18%</b>	<b>2,290,688</b>	<b>70.67%</b>
<b>STUDENT ACTIVITIES</b>	<b>3,500,000</b>	<b>57,423</b>	<b>1.64%</b>	<b>3,500,000</b>	<b>28,238</b>	<b>1.64%</b>	<b>29,185</b>	<b>0.00%</b>
<b>ANTICIPATED EXPENDITURE SAVINGS</b>	<b>(3,500,000)</b>	<b>-</b>	<b>0.00%</b>	<b>(3,500,000)</b>	<b>-</b>	<b>0.00%</b>	<b>-</b>	<b>0.00%</b>
<b>TOTAL OPERATING EXPENSES</b>	<b>259,294,022</b>	<b>5,589,472</b>	<b>2.16%</b>	<b>253,958,077</b>	<b>4,358,960</b>	<b>2.20%</b>	<b>1,230,512</b>	<b>28.23%</b>
<b>CAPITAL OUTLAY - NON BOND EXPENSES</b>								
Land Improvement	-	-	#DIV/0!	156,000	-	0.00%	-	100.00%
Building Alterations	1,849,000	-	0.00%	2,307,758	11,188	0.00%	(11,188)	-100.00%
General Equipment	515,339	4,966	0.96%	1,052,604	201,882	0.47%	(196,916)	-97.54%
Instructional Equipment	74,588	-	0.00%	145,846	7,500	0.00%	(7,500)	-100.00%
Technology Equipment	14,245	-	0.00%	1,375,808	268,572	0.00%	(268,572)	-100.00%
Student Activity	88,150	-	0.00%	182,173	1,898	0.00%	-	0.00%
Vehicles	110,000	49,400	44.91%	798,161	-	6.19%	49,400	0.00%
School Buses	1,340,546	-	0.00%	1,084,344	-	-15.17%	-	#DIV/0!
<b>TOTAL CAPITAL OUTLAY</b>	<b>3,991,868</b>	<b>54,366</b>	<b>1.36%</b>	<b>7,102,694</b>	<b>491,040</b>	<b>-1.55%</b>	<b>(436,674)</b>	<b>-88.93%</b>
<b>2018 BOND ISSUE EXPENDITURES</b>	<b>2,597,498</b>	<b>-</b>	<b>0.00%</b>	<b>33,648,929</b>	<b>114,384</b>	<b>0.00%</b>	<b>(114,384)</b>	<b>-100.00%</b>
<b>2022 BOND ISSUE EXPENDITURES</b>	<b>40,000,000</b>	<b>4,735,060</b>		<b>5,550,000</b>	<b>-</b>			
<b>CAPITAL FUND - BUS LEASES</b>	<b>-</b>	<b>-</b>	<b>#DIV/0!</b>	<b>284,419</b>	<b>-</b>	<b>57.83%</b>	<b>-</b>	<b>#DIV/0!</b>
<b>DEBT SERVICE - GO BONDS</b>	<b>26,607,185</b>	<b>-</b>	<b>0.00%</b>	<b>22,447,939</b>	<b>-</b>	<b>0.00%</b>	<b>-</b>	<b>0.00%</b>
<b>GRAND TOTAL EXPENSES</b>	<b>332,490,573</b>	<b>10,378,898</b>	<b>3.12%</b>	<b>322,992,058</b>	<b>4,964,384</b>	<b>3.45%</b>	<b>5,414,514</b>	<b>109.07%</b>

**Parkway School District  
Building Location Recap Report**

Fiscal Year 2024 Through Period 1    Run Date: 10-13-2023 @ 11:53:46

	Budget	Expended	Encumbrances	Unexpended
FERN RIDGE HIGH	16,400.00	1,323.43	368.00	14,708.57
CENTRAL HIGH	259,120.00	1,165.52	23,487.12	234,467.36
NORTH HIGH	201,105.00	55.54	7,665.19	193,384.27
WEST HIGH	284,540.00	203.30	38,424.67	245,912.03
SOUTH HIGH	310,985.00	192.31	8,295.20	302,497.49
SOUTHWEST MIDDLE	118,422.00	7,083.63	16,098.83	95,239.54
CENTRAL MIDDLE	144,585.00	12,417.93	10,961.94	121,205.13
NORTHEAST MIDDLE	113,220.00	-45.05	1,655.75	111,609.30
SOUTH MIDDLE	83,079.00	4,101.94	2,202.00	76,775.06
WEST MIDDLE	139,383.00	849.61	2,857.25	135,676.14
MCKELVEY PRIMARY	31,382.00	39.88	441.00	30,901.12
BARRETS ELEM.	52,256.00	162.93	9,333.35	42,759.72
BELLERIVE ELEM.	58,646.00	18.11	2,453.00	56,174.89
CARMAN TRAILS ELEM.	53,392.00	431.07	7,939.30	45,021.63
CLAYMONT ELEM.	72,278.00	6,328.82	817.13	65,132.05
CRAIG ELEM.	51,546.00	292.63	453.00	50,800.37
GREEN TRAILS ELEM.	54,812.00	3,158.55	5,829.03	45,824.42
HANNA WOODS ELEM.	51,830.00	-929.78	2,703.72	50,056.06
HENRY ELEM.	73,982.00	1,534.63	6,110.37	66,337.00
HIGHCROFT ELEM.	50,552.00	5,260.52	1,385.16	43,906.32
MASON RIDGE ELEM.	57,084.00	7,898.31	2,522.68	46,663.01
MCKELVEY INTERMEDIATE	59,640.00	380.59	6,498.55	52,760.86
OAK BROOK ELEM.	52,966.00	35.52	9,834.60	43,095.88
PIERREMONT ELEM.	66,598.00	289.13	9,808.98	56,499.89
RIVER BEND ELEM.	56,942.00	127.55	2,937.22	53,877.23
ROSS ELEM.	56,232.00	679.30	16,315.33	39,237.37
SORRENTO SPRINGS ELEM.	45,298.00	4.95	15,059.21	30,233.84
SHENANDOAH VALLEY ELEM.	59,640.00	10,768.16	17,029.56	31,842.28
WREN HOLLOW ELEM.	64,610.00	370.78	3,595.07	60,644.15
 Grand Total for Funds 10-12	 2,708,970.00	 64,199.81	 206,901.98	 2,437,868.21
Grand Total for Fund 20	0.00	0.00	0.00	0.00
Grand Total for Fund 30	0.00	0.00	0.00	0.00
Grand Total for Funds 40-41	31,555.00	0.00	26,180.23	5,374.77
Grand Total All	2,740,525.00	64,199.81	233,082.21	2,443,242.98

**Parkway School District  
Consolidated Budget - Programs Recap Report**

Fiscal Year 2024 Through Period 1    Run Date: 10-13-2023 @ 11:59:36

	Budget	Expended	Encumbrances	Unexpended
SPECIAL READING	21,876.00	0.00	1,331.17	20,544.83
COMM ARTS	114,334.00	7,718.38	13,372.61	93,243.01
MATHEMATICS	61,422.00	-360.00	569.89	61,212.11
FINE ARTS	134,771.00	0.00	15,218.66	119,552.34
PHYSICAL EDUCATION	63,117.00	2,132.61	5,360.51	55,623.88
SCIENCE	93,841.00	-439.25	1,991.84	92,288.41
SOCIAL STUDIES	75,375.00	0.00	3,426.64	71,948.36
INSTRUCTIONAL TECHNOLOGY	72,049.00	2,815.00	2,646.84	66,587.16
GUIDANCE	25,429.00	0.00	749.05	24,679.95
ART	130,766.00	1,622.63	46,274.40	82,868.97
BLDG ADMIN SERVICES	1,556,502.00	47,708.93	92,227.20	1,416,565.87
AUDIO VISUAL SERVICES	1,300.00	0.00	2,390.58	-1,090.58
BUSINESS EDUCATION	29,401.00	0.00	0.00	29,401.00
MODERN CLASSICAL LANG	30,294.00	0.00	0.00	30,294.00
FAMILY AND CONSUMER SC	74,781.00	0.00	74.38	74,706.62
INDUSTRIAL ARTS	43,215.00	0.00	500.00	42,715.00
STUDENT BODY ACT	89,855.00	0.00	40,831.94	49,023.06
COOP VOC ED	2,080.00	0.00	0.00	2,080.00
UNIFIED STUDIES	2,255.00	0.00	0.00	2,255.00
SPEECH	21,273.00	0.00	0.00	21,273.00
LIBRARY SVCS	73,923.00	1,102.50	6,043.49	66,777.01
HEALTH ED	7,005.00	0.00	0.00	7,005.00
EEE CAMP	2,675.00	1,899.01	0.00	775.99
ESOL	2,982.00	0.00	0.00	2,982.00
GIFTED EDUCATION	9,704.00	0.00	73.01	9,630.99
SPECIAL SERVICES	300.00	0.00	0.00	300.00
INSTRUCTIONAL STAFFING	220,749,029.00	37,871.50	0.00	220,711,157.5
BLDG LEVEL STAFFING	0.00	963,877.69	0.00	-963,877.69
ATHLETICS	1,063,381.00	97,348.07	41,947.44	924,085.49
ADULT BASIC EDUCATION	166,929.00	49,023.82	0.00	117,905.18
SWIM CLUB	138,200.00	20,061.99	0.00	118,138.01
EARLY CHILDHOOD	102,700.00	23,810.74	0.00	78,889.26
PRESCHOOLS	277,400.00	31,306.90	480.00	245,613.10
PARK ROCK COMM ED	100,000.00	3,429.22	0.00	96,570.78
STUDENT SERVICES	1,332,000.00	5,583.47	608,442.50	717,974.03
PUPIL PERSONNEL	0.00	22,785.92	0.00	-22,785.92
HEALTH SERVICES	109,445.00	28,729.92	13,868.43	66,846.65
GUIDANCE AND COUNSELING	81,050.00	11,964.93	3,617.00	65,468.07

**Parkway School District  
Consolidated Budget - Programs Recap Report**

Fiscal Year 2024 Through Period 1    Run Date: 10-13-2023 @ 11:59:36

	Budget	Expended	Encumbrances	Unexpended
SEB SUPPORT	85,900.00	11,494.10	13,350.00	61,055.90
DATA MGMT/RESEARCH	90,095.00	15,591.54	0.00	74,503.46
STUDENT DISC & ALT STUDIES	22,050.00	13,236.41	0.00	8,813.59
SPECIAL SERVICES	35,383.00	23,658.64	0.00	11,724.36
ASST SUPER OF STUDENT SERV	53,300.00	16,882.13	19,372.00	17,045.87
TEACH LEARN ACCOUNTABILITY	2,555,750.00	448,453.19	234,330.23	1,872,966.58
PROFESSIONAL LEARNING	584,782.00	33,204.48	7,127.70	544,449.82
READING DIAGNOSTICS	6,550.00	159.50	0.00	6,390.50
INSTRUC TECH LIBRARY MEDIA	399,130.00	113,490.50	44,955.66	240,683.84
STUDENT ASSESSMENT	135,680.00	126,978.49	0.00	8,701.51
ELEM COMM ARTS	5,800.00	0.00	0.00	5,800.00
ELEM SOC STUDIES	25,250.00	0.00	0.00	25,250.00
ELEM MATH	2,000.00	0.00	0.00	2,000.00
ELEM SCIENCE	300.00	0.00	0.00	300.00
MIDD ELA	3,375.00	0.00	0.00	3,375.00
MIDD SOC STUDIES	500.00	0.00	0.00	500.00
MIDD MATH	5,000.00	0.00	0.00	5,000.00
MIDD SCIENCE	13,375.00	103.35	1,500.00	11,771.65
HIGH ELA	40,015.00	0.00	0.00	40,015.00
HIGH SOC STUDIES	1,950.00	0.00	0.00	1,950.00
HIGH MATH	1,350.00	0.00	0.00	1,350.00
HIGH SCIENCE	2,100.00	0.00	0.00	2,100.00
FINE ARTS	244,209.00	72.00	57,709.00	186,428.00
PHYSICAL EDUC	1,390.00	0.00	0.00	1,390.00
GIFTED	29,800.00	0.00	0.00	29,800.00
ESOL	26,050.00	532.47	20,000.00	5,517.53
WORLD LANGUAGE	12,980.00	0.00	2,284.84	10,695.16
CAREER & TECH ED	7,550.00	0.00	0.00	7,550.00
CHOICE	1,031,800.00	12.95	421,050.00	610,737.05
INSTRUCTIONAL TECHNOLOGY	12,000.00	0.00	0.00	12,000.00
PATH	14,350.00	0.00	0.00	14,350.00
OASIS PROGRAM	9,900.00	0.00	0.00	9,900.00
OUTDOOR SCHOOL	18,150.00	-54.95	0.00	18,204.95
SUMMER SCHOOL	50,000.00	179,931.15	50,000.00	-179,931.15
VIRTUAL CAMPUS	3,000.00	0.00	0.00	3,000.00
BOARD OF EDUCATION	197,191.00	9,000.00	0.00	188,191.00
SUPERINTENDENT	31,000.00	41,954.62	2,700.00	-13,654.62
DISTRICT DUES	204,623.00	85,483.61	40,849.17	78,290.22



# Parkway School District Consolidated Budget - Programs Recap Report

Fiscal Year 2024 Through Period 1    Run Date: 10-13-2023 @ 11:59:36

	Budget	Expended	Encumbrances	Unexpended
LEGAL SERVICES	200,000.00	0.00	148,028.00	51,972.00
DEPUTY SUPERINTENDENT	88,484.00	21,406.55	2,089.95	64,987.50
CHIEF FINANCIAL OFFICER	8,805.00	24,280.46	1,190.00	-16,665.46
COMMUNICATIONS	223,710.00	109,680.27	43,958.00	70,071.73
SAFETY SECURITY	847,233.00	19,246.65	4,233.60	823,752.75
SPECIAL PROJECTS	440,300.00	3,705.55	1,570.00	435,024.45
FINANCE	135,425.00	67,115.30	26,761.75	41,547.95
INTERNAL EQUIP FIN	300,508.00	37,995.35	211,365.64	51,147.01
RISK MGMT	3,221,343.00	-270,517.76	101,938.76	3,389,922.00
FOOD SERVICES	4,699,680.00	34,222.73	4,349,699.69	315,757.58
PURCHASING	36,250.00	18,667.90	0.00	17,582.10
PRINT SHOP	-14,425.00	2,437.69	0.00	-16,862.69
SCHOOL STORES	11,500.00	0.00	0.00	11,500.00
WAREHOUSE	54,540.00	27,090.41	1,257.61	26,191.98
MAILROOM	17,810.00	2,020.52	2,322.36	13,467.12
TECHNOLOGY	6,206,656.00	1,940,250.02	147,392.73	4,119,013.25
HUMAN RESOURCES	202,550.00	77,859.02	9,512.10	115,178.88
TRANSPORTATION	2,101,616.00	93,936.85	175,064.94	1,832,614.21
SSD TRANSPORTATION	228,993.00	32,443.66	0.00	196,549.34
CUSTODIAL	1,027,260.00	297,715.94	85,548.45	643,995.61
FACILITY MAINTENANCE	2,094,700.00	220,164.14	473,925.38	1,400,610.48
GROUNDS MAINTENANCE	1,069,000.00	103,513.61	131,321.64	834,164.75
PLANNING	683,600.00	54,810.97	6,590.82	622,198.21
ENVIRONMENTAL SVCS	537,550.00	19,599.90	50,168.37	467,781.73
FACILITY MANAGEMENT	460,750.00	68,066.52	81,349.02	311,334.46
REBATE PROJECTS	350,000.00	0.00	78,945.00	271,055.00
ENERGY SERVICES	4,051,000.00	0.00	3,436,230.36	614,769.64
SUSTAINABILITY	499,845.00	15,762.68	21,000.00	463,082.32
2018 BOND	6,848,152.99	0.00	2,198,118.49	4,650,034.50
2022 BOND	35,749,345.01	4,735,060.40	9,291,812.77	21,722,471.84
DEBT SERVICE	26,607,184.59	0.00	0.00	26,607,184.59
FEDERAL GRANTS	676,920.00	78,210.94	150,755.37	447,953.69
LOCAL GRANTS	0.00	6,550.49	9,798.90	-16,349.39
Grand Total for Funds 10-12	92,722,718.00	3,932,786.09	11,372,257.86	77,417,674.05
Grand Total for Fund 20	166,571,304.00	1,599,262.19	0.00	164,972,041.8

# **Parkway School District Consolidated Budget - Programs Recap Report**

Fiscal Year 2024 Through Period 1    Run Date: 10-13-2023 @ 11:59:36

	Budget	Expended	Encumbrances	Unexpended
<b>Grand Total for Fund 30</b>	<b>26,607,184.59</b>	<b>0.00</b>	<b>0.00</b>	<b>26,607,184.59</b>
<b>Grand Total for Funds 40-41</b>	<b>3,991,868.00</b>	<b>54,366.24</b>	<b>196,426.76</b>	<b>30,113,581.34</b>
<b>Grand Total All</b>	<b>332,490,572.59</b>	<b>10,321,474.92</b>	<b>23,058,615.88</b>	<b>299,110,481.79</b>

**Parkway School District  
Program Budget - Programs Recap Report**

Fiscal Year 2024 Through Period 1    Run Date: 10-13-2023 @ 11:54:52

	Budget	Expended	Encumbrances	Unexpended
SPECIAL READING	21,876.00	0.00	1,331.17	20,544.83
COMM ARTS	114,334.00	7,718.38	13,372.61	93,243.01
MATHEMATICS	61,422.00	-360.00	569.89	61,212.11
FINE ARTS	134,771.00	0.00	15,218.66	119,552.34
PHYSICAL EDUCATION	63,117.00	2,132.61	5,360.51	55,623.88
SCIENCE	93,841.00	-439.25	1,991.84	92,288.41
SOCIAL STUDIES	75,375.00	0.00	3,426.64	71,948.36
INSTRUCTIONAL TECHNOLOGY	72,049.00	2,815.00	2,646.84	66,587.16
GUIDANCE	25,429.00	0.00	749.05	24,679.95
ART	130,766.00	1,622.63	46,274.40	82,868.97
BLDG ADMIN SERVICES	1,556,502.00	47,708.93	92,227.20	1,416,565.87
AUDIO VISUAL SERVICES	1,300.00	0.00	2,390.58	-1,090.58
BUSINESS EDUCATION	29,401.00	0.00	0.00	29,401.00
MODERN CLASSICAL LANG	30,294.00	0.00	0.00	30,294.00
FAMILY AND CONSUMER SC	74,781.00	0.00	74.38	74,706.62
INDUSTRIAL ARTS	43,215.00	0.00	500.00	42,715.00
STUDENT BODY ACT	89,855.00	0.00	40,831.94	49,023.06
COOP VOC ED	2,080.00	0.00	0.00	2,080.00
UNIFIED STUDIES	2,255.00	0.00	0.00	2,255.00
SPEECH	21,273.00	0.00	0.00	21,273.00
LIBRARY SVCS	73,923.00	1,102.50	6,043.49	66,777.01
HEALTH ED	7,005.00	0.00	0.00	7,005.00
EEE CAMP	2,675.00	1,899.01	0.00	775.99
ESOL	2,982.00	0.00	0.00	2,982.00
GIFTED EDUCATION	9,704.00	0.00	73.01	9,630.99
SPECIAL SERVICES	300.00	0.00	0.00	300.00
INSTRUCTIONAL STAFFING	2,700,000.00	4,200.00	0.00	2,695,800.00
ATHLETICS	1,063,381.00	36,950.03	41,947.44	984,483.53
ADULT BASIC EDUCATION	166,929.00	845.83	0.00	166,083.17
SWIM CLUB	138,200.00	3.90	0.00	138,196.10
EARLY CHILDHOOD	102,700.00	258.53	0.00	102,441.47
PRESCHOOLS	277,400.00	2,957.32	480.00	273,962.68
PARK ROCK COMM ED	100,000.00	0.00	0.00	100,000.00
STUDENT SERVICES	1,332,000.00	1,962.59	608,442.50	721,594.91
PUPIL PERSONNEL	0.00	46.14	0.00	-46.14
HEALTH SERVICES	109,445.00	12,336.86	13,868.43	83,239.71

**Parkway School District  
Program Budget - Programs Recap Report**

Fiscal Year 2024 Through Period 1    Run Date: 10-13-2023 @ 11:54:52

	Budget	Expended	Encumbrances	Unexpended
GUIDANCE AND COUNSELING	81,050.00	0.00	3,617.00	77,433.00
SEB SUPPORT	85,900.00	0.75	13,350.00	72,549.25
DATA MGMT/RESEARCH	90,095.00	139.67	0.00	89,955.33
STUDENT DISC & ALT STUDIES	22,050.00	0.39	0.00	22,049.61
SPECIAL SERVICES	35,383.00	0.21	0.00	35,382.79
ASST SUPER OF STUDENT SERV	53,300.00	24.82	19,372.00	33,903.18
TEACH LEARN ACCOUNTABILITY	2,555,750.00	313,893.12	234,330.23	2,007,526.65
PROFESSIONAL LEARNING	584,782.00	639.06	7,127.70	577,015.24
READING DIAGNOSTICS	6,550.00	159.50	0.00	6,390.50
INSTRUC TECH LIBRARY MEDIA	399,130.00	80,112.40	44,955.66	274,061.94
STUDENT ASSESSMENT	135,680.00	115,610.00	0.00	20,070.00
ELEM COMM ARTS	5,800.00	0.00	0.00	5,800.00
ELEM SOC STUDIES	25,250.00	0.00	0.00	25,250.00
ELEM MATH	2,000.00	0.00	0.00	2,000.00
ELEM SCIENCE	300.00	0.00	0.00	300.00
MIDD ELA	3,375.00	0.00	0.00	3,375.00
MIDD SOC STUDIES	500.00	0.00	0.00	500.00
MIDD MATH	5,000.00	0.00	0.00	5,000.00
MIDD SCIENCE	13,375.00	103.35	1,500.00	11,771.65
HIGH ELA	40,015.00	0.00	0.00	40,015.00
HIGH SOC STUDIES	1,950.00	0.00	0.00	1,950.00
HIGH MATH	1,350.00	0.00	0.00	1,350.00
HIGH SCIENCE	2,100.00	0.00	0.00	2,100.00
FINE ARTS	244,209.00	72.00	57,709.00	186,428.00
PHYSICAL EDUC	1,390.00	0.00	0.00	1,390.00
GIFTED	29,800.00	0.00	0.00	29,800.00
ESOL	26,050.00	0.00	20,000.00	6,050.00
WORLD LANGUAGE	12,980.00	0.00	2,284.84	10,695.16
CAREER & TECH ED	7,550.00	0.00	0.00	7,550.00
CHOICE	1,031,800.00	12.95	421,050.00	610,737.05
INSTRUCTIONAL TECHNOLOGY	12,000.00	0.00	0.00	12,000.00
PATH	14,350.00	0.00	0.00	14,350.00
OASIS PROGRAM	9,900.00	0.00	0.00	9,900.00
OUTDOOR SCHOOL	18,150.00	0.00	0.00	18,150.00
SUMMER SCHOOL	50,000.00	500.00	50,000.00	-500.00
VIRTUAL CAMPUS	3,000.00	0.00	0.00	3,000.00

**Parkway School District  
Program Budget - Programs Recap Report**

Fiscal Year 2024 Through Period 1    Run Date: 10-13-2023 @ 11:54:52

	Budget	Expended	Encumbrances	Unexpended
BOARD OF EDUCATION	197,191.00	9,000.00	0.00	188,191.00
SUPERINTENDENT	31,000.00	4,262.63	2,700.00	24,037.37
DISTRICT DUES	204,623.00	85,483.61	40,849.17	78,290.22
LEGAL SERVICES	200,000.00	0.00	148,028.00	51,972.00
DEPUTY SUPERINTENDENT	88,484.00	1,326.17	2,089.95	85,067.88
CHIEF FINANCIAL OFFICER	8,805.00	0.00	1,190.00	7,615.00
COMMUNICATIONS	223,710.00	30,590.98	43,958.00	149,161.02
SAFETY SECURITY	847,233.00	1,050.36	4,233.60	841,949.04
SPECIAL PROJECTS	440,300.00	0.00	1,570.00	438,730.00
FINANCE	135,425.00	8,012.48	26,761.75	100,650.77
INTERNAL EQUIP FIN	300,508.00	37,995.35	211,365.64	51,147.01
RISK MGMT	2,212,112.00	0.00	5,000.00	2,207,112.00
FOOD SERVICES	4,699,680.00	29,996.90	4,349,699.69	319,983.41
PURCHASING	36,250.00	7.28	0.00	36,242.72
PRINT SHOP	-14,425.00	-23.52	0.00	-14,401.48
SCHOOL STORES	11,500.00	0.00	0.00	11,500.00
WAREHOUSE	54,540.00	1,790.48	1,257.61	51,491.91
MAILROOM	17,810.00	257.64	2,322.36	15,230.00
TECHNOLOGY	6,206,656.00	1,742,965.95	147,392.73	4,316,297.32
HUMAN RESOURCES	202,550.00	3,132.95	9,512.10	189,904.95
TRANSPORTATION	2,101,616.00	19,260.64	175,064.94	1,907,290.42
SSD TRANSPORTATION	228,993.00	5,386.13	0.00	223,606.87
CUSTODIAL	1,027,260.00	8,000.89	85,548.45	933,710.66
FACILITY MAINTENANCE	2,094,700.00	77,060.52	473,925.38	1,543,714.10
GROUNDS MAINTENANCE	1,069,000.00	61,770.15	131,321.64	875,908.21
PLANNING	683,600.00	133.38	6,590.82	676,875.80
ENVIRONMENTAL SVCS	537,550.00	5,039.27	50,168.37	482,342.36
FACILITY MANAGEMENT	460,750.00	49,630.99	81,349.02	329,769.99
REBATE PROJECTS	350,000.00	0.00	78,945.00	271,055.00
ENERGY SERVICES	4,051,000.00	0.00	3,436,230.36	614,769.64
SUSTAINABILITY	499,845.00	9,300.00	21,000.00	469,545.00
2018 BOND	6,848,152.99	0.00	2,198,118.49	4,650,034.50
2022 BOND	35,749,345.01	4,735,060.40	9,291,812.77	21,722,471.84
DEBT SERVICE	26,607,184.59	0.00	0.00	26,607,184.59
FEDERAL GRANTS	676,920.00	75,354.05	137,755.37	463,810.58
LOCAL GRANTS	0.00	888.29	9,798.90	-10,687.19

**Parkway School District  
Program Budget - Programs Recap Report**

Fiscal Year 2024 Through Period 1    Run Date: 10-13-2023 @ 11:54:52

	<b>Budget</b>	<b>Expended</b>	<b>Encumbrances</b>	<b>Unexpended</b>
<b>STUDENT ACTIVITIES</b>	4,526,003.14	37,482.90	155,463.61	4,333,056.63
 <b>Grand Total for Funds 10-12</b>	<b>41,767,880.14</b>	<b>2,885,819.46</b>	<b>11,380,432.25</b>	<b>27,501,628.43</b>
<b>Grand Total for Fund 20</b>	<b>2,993,885.00</b>	<b>0.00</b>	<b>0.00</b>	<b>2,993,885.00</b>
<b>Grand Total for Fund 30</b>	<b>26,607,184.59</b>	<b>0.00</b>	<b>0.00</b>	<b>26,607,184.59</b>
<b>Grand Total for Funds 40-41</b>	<b>3,991,868.00</b>	<b>54,366.24</b>	<b>233,777.22</b>	<b>30,076,230.88</b>
 <b>Grand Total All</b>	<b>117,958,315.73</b>	<b>7,675,246.10</b>	<b>23,104,140.73</b>	<b>87,178,928.90</b>

- **GLOSSARY**

ACCOUNTS PAYABLE - Unpaid amounts currently owed to vendors for goods and services provided.

ACCOUNTS RECEIVABLE - Revenues earned but not yet received by the District.

AMOUNT PROVIDED FOR BOND PRINCIPAL - Amount available to meet current and future bond payments.

AMOUNT TO BE PROVIDED FOR PRINCIPAL AND INTEREST - The amount of funds needed to repay remaining bonded indebtedness. This is a “memo type” entry and does not represent an actual accumulation of cash.

BONDS AND INTEREST PAYABLE - CURRENT - Amount of bond principal and interest payable in future years.

CONSTRUCTION IN PROGRESS - Amounts expended to date on construction projects not completed. When completed, this account is reduced by the total cost of the completed projects.

ENCUMBRANCES - Obligations in the form of purchase orders, contracts, salary commitments, etc. for which a budgeted appropriation has been made.

EQUITY IN GENERAL FIXED ASSETS - Represents the appropriation of funds over a number of years to acquire land, buildings / improvements, and equipment. It is an offset to the respective asset accounts.

FUND BALANCE - The excess of assets over liabilities, which represent the “net worth” of a fund.

FUNDS - The four basic funds and their purposes are:

Capital Projects (Building) - Only capital equipment and building additions / alterations can be charged to this fund. Primary sources of revenue are property / delinquent taxes, building leases, investment income and sale of bonds.

Debt Service - Bond principal, interest and fees associated with the issue and redemption of bonds are the only expenses chargeable to this fund. Primary sources of revenue are property / delinquent taxes and investment income.

General (Incidental) - Expenses not specifically chargeable to other funds are charged to this fund. Primary sources of revenue are property / delinquent taxes, sales tax, investment income, minimum guarantee, VST, textbook, transportation and food service.

Special Revenue (Teachers) - Only salaries for certificated personnel and the cost medical / dental / vision / life insurance can be charged to this fund. Primary sources of revenue are property / delinquent taxes, investment income, state utility tax, minimum guarantee and VST.

INVENTORIES - Value of consumables purchased for future use.

PREPAID EXPENSES - Services paid for in advance of use (e.g. insurance).

RESERVE - Portion of the fund balance which is segregated for a future use and, therefore, not available for future appropriation.

RESERVE FOR BUDGETED ENCUMBRANCE - Funds budgeted and encumbered but not yet spent.

RESTRICTED RESERVE - Balances in the General Fund or Capital Projects Fund restricted as to the use (e.g. future medical / dental benefits) or unspent bond issue funds.

UNREALIZED REVENUES - Revenues budgeted but not yet realized.

UNSPENT BUDGETED FUNDS - Funds budgeted but not expended or encumbered.





## FOR MONTH OF: JULY, AUGUST, & SEPTEMBER – FY24

Attached is a list (alphabetical by vendor) of purchase orders and order for payments \$500 to \$15,000 and \$15,000 + which the administration has approved in accordance with Policy #DJE BP

Reports per DIC.BP

c: Patty Bedborough, Dawne Trokey, Christy Groner, Angela Lawson

**ORDER FOR PAYMENTS**  
**\$500 - \$15,000**  
**JULY FY24**

<b>VENDOR</b>	<b>VENDOR NAME</b>	<b>OBJECT</b>	<b>DOC. #</b>	<b>AMOUNT</b>	<b>WARRANT</b>	<b>CHECK #</b>	<b>INVOICE</b>
700085	BATTERIES PLUS, LLC	6411	528026	\$ 861.75	REG	527289	P64317165
626852	CONCOURSE TEAM EXPRE	6411	526193	\$ 960.50	REG	527183	INV951342
623180	DRAPERIES BY MORTON	6411	526164	\$ 4,065.00	REG	527184	71223
806995	HILTI INC	6411	528028	\$ 517.70	80323	9780	4621460542
103034	PARK, KATHERINE	6343	528023	\$ 779.00	REG	527581	070323 TRAVEL
812918	PROFESSIONAL KITCHEN	6332	525977	\$ 527.59	72023	9735	26856
622897	SCHOOL DISTRICT OF C	6319	526503	\$ 500.00	EARLY	527164	AS2023_328
907267	SCHOOL SPECIALTY,LLC	6411	526107	\$ 682.47	72723	9760	208132504333.00
907267	SCHOOL SPECIALTY,LLC	6411	526111	\$ 786.05	72723	9760	208132496521.00
942030	ST. LOUIS CNTY TRE	6391	528138	\$ 888.29	EARLY	527410	152182
919080	ST. LOUIS EQUIPMENT	6411	528024	\$ 599.99	REG	527319	9906
<b>TOTAL:</b>				<b>\$ 11,168.34</b>			

# PURCHASE ORDERS

## \$500 - \$15,000

### JULY FY24

PO#	Vendor Name	PO Date	Order Amount	Balance	Status
97240021	4IMPRINT, INC	07/27/2023	\$ 1,344.78	\$ -	0 - Closed
85240071	ACCURATE ASPHALT PAVING CO.INC	07/03/2023	\$ 10,000.00	\$ 10,000.00	8 - Printed
85240083	AGILIX HOLDINGS, LLC	07/06/2023	\$ 5,000.00	\$ 5,000.00	8 - Printed
36240000	ALTERNATIVE LOGISTICS TECHNOLOGIES HOLDII	07/25/2023	\$ 10,000.00	\$ 5,067.50	8 - Printed
86240028	AMERICAN DIGITAL SECURITY	07/25/2023	\$ 2,860.00	\$ -	0 - Closed
63240036	AMERICAN DIGITAL SECURITY	07/25/2023	\$ 3,226.61	\$ -	0 - Closed
63240045	AMERICAN DIGITAL SECURITY	07/31/2023	\$ 3,435.64	\$ -	0 - Closed
63240012	AMERICAN DIGITAL SECURITY	06/29/2023	\$ 3,538.87	\$ -	0 - Closed
86240032	AMERICAN DIGITAL SECURITY	07/25/2023	\$ 5,186.15	\$ -	0 - Closed
85240106	AMERICAN H2O LLC	07/19/2023	\$ 2,890.82	\$ 2,890.82	8 - Printed
40240003	AMIGOS FOR CHRIST	06/21/2023	\$ 4,713.80	\$ -	0 - Closed
83240004	AMIGOS LIBRARY SERVICES	06/15/2023	\$ 1,231.41	\$ -	0 - Closed
83240003	AMIGOS LIBRARY SERVICES	06/15/2023	\$ 2,798.70	\$ -	0 - Closed
68240000	AOPS INCORPORATED	07/19/2023	\$ 2,898.00	\$ -	0 - Closed
60240001	ASBO-ASSOCIATION OF SCHOOL BUSINESS OFFIC	06/27/2023	\$ 1,190.00	\$ -	0 - Closed
97240006	BAALMANN, RICHARD JR	07/03/2023	\$ 1,500.00	\$ 814.23	8 - Printed
85240020	BAALMANN, RICHARD JR	06/21/2023	\$ 2,874.00	\$ 1,654.93	8 - Printed
46240000	BARNES & NOBLE BOOKSELLERS	06/21/2023	\$ 500.00	\$ 296.98	8 - Printed
85240108	BAUMAN OIL DISTRIBUTORS, INC.	07/19/2023	\$ 1,142.26	\$ -	0 - Closed
85240109	BAUMAN OIL DISTRIBUTORS, INC.	07/19/2023	\$ 5,711.27	\$ -	0 - Closed
85240021	BEARING HEADQUARTERS CO	06/21/2023	\$ 2,000.00	\$ 1,714.14	8 - Printed
62240002	BENCHMARK EDUCATION	06/15/2023	\$ 4,785.00	\$ -	0 - Closed
5240006	BENCHMARK EDUCATION	07/31/2023	\$ 14,355.00	\$ -	0 - Closed
63240034	BEST BUY BUSINESS ADVANTAGE ACCOUNT	07/25/2023	\$ 529.95	\$ -	0 - Closed
62240033	BEX, MARTINA	07/14/2023	\$ 2,093.00	\$ -	0 - Closed
56240011	BIG GAME SPORTS, INC.	07/31/2023	\$ 1,209.88	\$ -	0 - Closed
85240069	BIRKEL ELECTRIC	06/29/2023	\$ 10,000.00	\$ 10,000.00	8 - Printed
8240006	BLICK ART MATERIALS	06/21/2023	\$ 1,982.40	\$ 103.37	8 - Printed
50240003	BLICK ART MATERIALS	06/21/2023	\$ 3,499.00	\$ 521.31	8 - Printed
62240021	BLICK ART MATERIALS	07/10/2023	\$ 7,314.00	\$ -	0 - Closed
54240019	BLICK ART MATERIALS	07/25/2023	\$ 10,000.00	\$ 5,852.19	8 - Printed
86240044	BOND ARCHITECTS	07/25/2023	\$ 13,682.50	\$ 2,703.08	8 - Printed
85240074	BOWMAN'S MAILING SOLUTIONS, LLC	07/03/2023	\$ 1,500.00	\$ 1,242.36	8 - Printed
85240019	BPB HOLDING CORP.	06/21/2023	\$ 1,000.00	\$ 571.90	8 - Printed
97240007	BPB HOLDING CORP.	07/03/2023	\$ 6,000.00	\$ 2,646.03	8 - Printed
22240003	BRAINPOP	07/25/2023	\$ 2,815.00	\$ -	0 - Closed
2240000	BRAINPOP	06/15/2023	\$ 3,515.00	\$ -	0 - Closed
19240003	BRICK WALL INC.	07/25/2023	\$ 764.47	\$ -	0 - Closed
54240016	BRICK WALL INC.	07/25/2023	\$ 3,000.00	\$ 838.94	8 - Printed
85240105	BRIDGE TOWER MEDIA HOLDING COMPANY	07/19/2023	\$ 1,500.00	\$ 1,004.40	8 - Printed
62240018	BRIGHT JANITORIAL SOLUTIONS LLC	07/10/2023	\$ 1,000.00	\$ 280.00	8 - Printed
97240008	BROADWAY FORD TRUCK SALES INC	07/03/2023	\$ 3,500.00	\$ 1,877.31	8 - Printed
85240013	BUCKEYE CLEANING CENTER INC.	06/15/2023	\$ 4,800.00	\$ 2,620.08	8 - Printed

PO#	Vendor Name	PO Date	Order Amount	Balance	Status
85240014	BUCKEYE CLEANING CENTER INC.	06/15/2023	\$ 8,500.00	\$ 3,632.22	8 - Printed
85240012	BUCKEYE CLEANING CENTER INC.	06/15/2023	\$ 12,800.00	\$ -	0 - Closed
73240006	BURNS, PATRICK	07/25/2023	\$ 10,000.00	\$ 2,568.00	8 - Printed
40240005	BYRNE, JENNIFER KAY	07/25/2023	\$ 1,910.00	\$ -	0 - Closed
85240022	CAPP INC	06/21/2023	\$ 1,000.00	\$ 289.00	8 - Printed
85240023	CAPP INC	06/21/2023	\$ 3,000.00	\$ 3,000.00	8 - Printed
64240003	CAREER MEDIA SOLUTIONS	07/21/2023	\$ 2,498.00	\$ -	0 - Closed
59240000	CARROLL SEATING COMPANY, INC.	06/27/2023	\$ 12,412.20	\$ 12,412.20	8 - Printed
63240005	CDW LLC	06/15/2023	\$ 3,293.72	\$ -	0 - Closed
54240009	CENGAGE LEARNING, INC	06/21/2023	\$ 1,178.10	\$ -	0 - Closed
62240067	CENGAGE LEARNING, INC	07/25/2023	\$ 10,850.00	\$ -	0 - Closed
85240026	CENTAR INDUSTRIES, INC	06/21/2023	\$ 3,000.00	\$ 1,568.33	8 - Printed
97240009	CENTRAL STATES BUS SALES INC	07/03/2023	\$ 1,000.00	\$ 797.98	8 - Printed
85240057	CENTRAL STONE COMPANY	06/27/2023	\$ 4,000.00	\$ 976.70	8 - Printed
62240058	CEV MULTIMEDIA, LLC	07/25/2023	\$ 5,550.00	\$ -	0 - Closed
43240001	CHAPMAN, CARRIE	07/31/2023	\$ 954.00	\$ -	0 - Closed
43240000	CHAPMAN, CARRIE	07/31/2023	\$ 1,394.25	\$ -	0 - Closed
65240000	CHARACTER EDUCATION PARTNERSHIP	07/19/2023	\$ 3,617.00	\$ -	0 - Closed
46240004	CHARACTER STRONG, LLC	07/25/2023	\$ 6,997.00	\$ -	0 - Closed
73240003	CHARACTERPLUS	07/25/2023	\$ 6,000.00	\$ -	0 - Closed
76240002	CHARACTERPLUS	07/11/2023	\$ 11,500.00	\$ -	0 - Closed
58240001	CHRIS CAKES OF ST.LOUIS	06/15/2023	\$ 2,335.74	\$ -	0 - Closed
86240004	CI FLOORING, LLC	07/05/2023	\$ 5,600.00	\$ -	0 - Closed
97240010	CINTAS CORPORATION NO. 2	07/03/2023	\$ 6,600.00	\$ 4,749.46	8 - Printed
54240014	CITY OF BALLWIN	07/25/2023	\$ 1,160.00	\$ -	0 - Closed
73240001	CITY OF CHESTERFIELD	06/29/2023	\$ 2,640.00	\$ -	0 - Closed
62240060	CLEVER PROTOTYPES, LLC	07/25/2023	\$ 749.95	\$ -	0 - Closed
62240057	CLICKTEAM, LLC	07/25/2023	\$ 1,250.00	\$ -	0 - Closed
54240002	COLLEGE BOARD	06/15/2023	\$ 5,400.00	\$ 5,400.00	8 - Printed
89240002	COLUMBIA PUBLIC SCHOOLS	07/10/2023	\$ 1,250.00	\$ -	0 - Closed
85240025	COMMERCIAL ELECTRIC MOTOR SERVICE INC	06/21/2023	\$ 10,000.00	\$ 4,954.62	8 - Printed
62240055	COMMITTEE FOR CHILDREN	07/25/2023	\$ 5,939.00	\$ -	0 - Closed
62240090	COMMONWEALTH OF VA STATE BOARD OF EDU	07/31/2023	\$ 6,050.00	\$ -	0 - Closed
89240000	COMMUNITY PRODUCTS LLC	06/22/2023	\$ 3,460.00	\$ -	0 - Closed
89240004	COMMUNITY PRODUCTS LLC	07/25/2023	\$ 3,485.00	\$ -	0 - Closed
96240000	COMPASS GROUP USA, INC.	07/25/2023	\$ 1,560.00	\$ 1,560.00	8 - Printed
85240005	COMPI DISTRIBUTORS, INC	06/15/2023	\$ 10,000.00	\$ 9,706.90	8 - Printed
63240028	COMPUTER INFORMATION CONCEPTS	07/17/2023	\$ 1,260.00	\$ -	0 - Closed
56240002	CONCOURSE TEAM EXPRESS LLC	07/25/2023	\$ 960.00	\$ -	0 - Closed
54240011	CONCOURSE TEAM EXPRESS LLC	07/25/2023	\$ 1,112.00	\$ 1,112.00	8 - Printed
56240004	CONCOURSE TEAM EXPRESS LLC	07/25/2023	\$ 1,423.25	\$ -	0 - Closed
58240009	CONCOURSE TEAM EXPRESS LLC	07/25/2023	\$ 1,506.00	\$ -	0 - Closed
54240012	CONCOURSE TEAM EXPRESS LLC	07/25/2023	\$ 1,622.40	\$ -	0 - Closed
54240000	CONCOURSE TEAM EXPRESS LLC	06/01/2023	\$ 1,728.00	\$ -	0 - Closed
50240010	CONCOURSE TEAM EXPRESS LLC	07/31/2023	\$ 2,295.00	\$ -	0 - Closed
50240006	CONCOURSE TEAM EXPRESS LLC	07/25/2023	\$ 2,604.00	\$ -	0 - Closed
58240004	CONCOURSE TEAM EXPRESS LLC	06/21/2023	\$ 3,112.20	\$ -	0 - Closed

PO#	Vendor Name	PO Date	Order Amount	Balance	Status
58240006	CONCOURSE TEAM EXPRESS LLC	07/06/2023	\$ 3,500.00	\$ -	0 - Closed
50240009	CONCOURSE TEAM EXPRESS LLC	07/28/2023	\$ 4,200.00	\$ -	0 - Closed
50240007	CONCOURSE TEAM EXPRESS LLC	07/25/2023	\$ 4,320.00	\$ -	0 - Closed
54240005	CONCOURSE TEAM EXPRESS LLC	06/15/2023	\$ 4,692.00	\$ -	0 - Closed
83240000	COUGHLAN COMPANIES LLC	06/06/2023	\$ 4,000.00	\$ -	0 - Closed
50240005	COX SUBSCRIPTIONS, INC.	06/21/2023	\$ 629.51	\$ -	0 - Closed
97240011	CRAFTSMEN TRAILER, LLC	07/03/2023	\$ 1,500.00	\$ 1,500.00	8 - Printed
62240035	CREATIVE LANGUAGE CLASS, LLC	07/14/2023	\$ 3,150.00	\$ -	0 - Closed
58240000	CRESCENT FARMS GOLF CLUB	06/15/2023	\$ 12,951.73	\$ -	0 - Closed
85240024	CRESCENT PARTS & EQUIPMENT CO	06/21/2023	\$ 10,000.00	\$ 2,110.16	8 - Printed
97240012	CREST INDUSTRIES, INC	07/03/2023	\$ 1,500.00	\$ 34.51	8 - Printed
74240005	CRESTLINE SPECIALTIES, INC	07/14/2023	\$ 1,255.26	\$ -	0 - Closed
20240001	CUSTOMINK PARENT, LLC	07/25/2023	\$ 1,466.25	\$ -	0 - Closed
62240078	DATA CONNECT ENTERPRISE, INC.	07/31/2023	\$ 1,861.46	\$ -	0 - Closed
63240038	DELL MARKETING EDUCATIONAL SALES	07/25/2023	\$ 640.00	\$ -	0 - Closed
63240042	DELL MARKETING EDUCATIONAL SALES	07/27/2023	\$ 1,225.00	\$ -	0 - Closed
63240048	DELL MARKETING EDUCATIONAL SALES	07/31/2023	\$ 1,650.00	\$ -	0 - Closed
63240032	DELL MARKETING EDUCATIONAL SALES	07/25/2023	\$ 1,654.00	\$ -	0 - Closed
63240046	DELL MARKETING EDUCATIONAL SALES	07/31/2023	\$ 2,115.00	\$ -	0 - Closed
63240033	DELL MARKETING EDUCATIONAL SALES	07/25/2023	\$ 2,659.00	\$ -	0 - Closed
63240039	DELL MARKETING EDUCATIONAL SALES	07/25/2023	\$ 7,700.00	\$ -	0 - Closed
62240023	DELTAMATH SOLUTIONS INC.	07/11/2023	\$ 9,180.00	\$ -	0 - Closed
8240003	DEMCO INC	06/15/2023	\$ 798.86	\$ -	0 - Closed
12240002	DEMCO INC	07/31/2023	\$ 1,096.55	\$ -	0 - Closed
85240047	DEPT OF PUBLIC SAFETY	06/27/2023	\$ 1,000.00	\$ 300.00	8 - Printed
85240070	DH PACE COMPANY	06/29/2023	\$ 1,209.78	\$ -	0 - Closed
86240009	DH PACE COMPANY	07/11/2023	\$ 5,418.00	\$ 5,418.00	8 - Printed
86240010	DH PACE COMPANY	07/11/2023	\$ 6,110.00	\$ 6,110.00	8 - Printed
86240011	DH PACE COMPANY	07/12/2023	\$ 9,453.00	\$ 9,453.00	8 - Printed
86240013	DH PACE COMPANY	07/12/2023	\$ 10,054.00	\$ 10,054.00	8 - Printed
86240012	DH PACE COMPANY	07/12/2023	\$ 11,250.00	\$ 11,250.00	8 - Printed
86240015	DH PACE COMPANY	07/12/2023	\$ 13,120.00	\$ 13,120.00	8 - Printed
86240014	DH PACE COMPANY	07/12/2023	\$ 13,340.00	\$ 13,340.00	8 - Printed
62240032	DISCOVERY EDUCATION, INC	07/14/2023	\$ 4,600.00	\$ -	0 - Closed
85240104	DOCUMENT IMAGING SYSTEMS	07/19/2023	\$ 1,200.00	\$ 1,200.00	8 - Printed
63240004	DOCUSIGN, INC	06/15/2023	\$ 5,520.00	\$ -	0 - Closed
85240063	DRAPERIES BY MORTON MOEL	06/28/2023	\$ 3,500.00	\$ 1,905.00	8 - Printed
85240000	DUTCH HOLLOW SERVICES & SUPPLIES INC.	06/15/2023	\$ 10,000.00	\$ 6,483.15	8 - Printed
62240068	EDUCATIONPLUS	07/25/2023	\$ 2,596.00	\$ -	0 - Closed
73240002	EDUCATIONPLUS	07/25/2023	\$ 4,866.00	\$ -	0 - Closed
76240001	EDUCATIONPLUS	07/11/2023	\$ 7,641.87	\$ -	0 - Closed
62240053	EDYNAMIC HOLDING LP	07/20/2023	\$ 14,000.00	\$ -	0 - Closed
76240006	EMERALD DATA SOLUTIONS DILIGENT CORPORA	07/26/2023	\$ 9,000.00	\$ -	0 - Closed
62240071	EMPIRE PRINTING, LLC	07/27/2023	\$ 509.36	\$ -	0 - Closed
15240000	EMPIRE PRINTING, LLC	06/29/2023	\$ 1,006.40	\$ 1,006.40	8 - Printed
54240007	EMPIRE PRINTING, LLC	06/15/2023	\$ 1,034.80	\$ -	0 - Closed
22240004	EMPIRE PRINTING, LLC	07/31/2023	\$ 1,049.90	\$ -	0 - Closed

PO#	Vendor Name	PO Date	Order Amount	Balance	Status
62240088	EMPIRE PRINTING, LLC	07/31/2023	\$ 1,908.53	\$ -	0 - Closed
45240001	EMPIRE PRINTING, LLC	06/21/2023	\$ 3,186.00	\$ -	0 - Closed
45240002	EMPIRE PRINTING, LLC	07/25/2023	\$ 4,065.69	\$ -	0 - Closed
62240077	EMPIRE PRINTING, LLC	07/31/2023	\$ 5,036.40	\$ -	0 - Closed
63240015	ENGINEERED POWER SYSTEMS	07/05/2023	\$ 3,305.00	\$ -	0 - Closed
62240051	ENVISION EDUCATION INC.	07/20/2023	\$ 13,000.00	\$ -	0 - Closed
74240009	EZCATER, INC	07/31/2023	\$ 1,212.86	\$ -	0 - Closed
85240064	F J JURCIC CO	06/28/2023	\$ 5,000.00	\$ 5,000.00	8 - Printed
46240001	FARMER BROTHERS	06/21/2023	\$ 1,500.00	\$ -	0 - Closed
85240033	FASTENAL COMPANY	06/22/2023	\$ 1,200.00	\$ 89.40	8 - Printed
85240040	FASTENAL COMPANY	06/27/2023	\$ 3,000.00	\$ 2,454.00	8 - Printed
86240007	FGM ARCHITECTS INC.	07/06/2023	\$ 9,500.00	\$ 9,500.00	8 - Printed
85240095	FICK SUPPLY SERVICE, INC.	07/13/2023	\$ 3,000.00	\$ 1,278.00	8 - Printed
85240082	FICK SUPPLY SERVICE, INC.	07/06/2023	\$ 4,000.00	\$ 2,500.00	8 - Printed
85240078	FICK SUPPLY SERVICE, INC.	07/06/2023	\$ 8,000.00	\$ 3,800.00	8 - Printed
2240004	FIREPLACE INC.	07/25/2023	\$ 2,499.00	\$ -	0 - Closed
71240002	FLAG LOFT	07/14/2023	\$ 1,643.00	\$ -	0 - Closed
54240015	FLINN SCIENTIFIC INC	07/25/2023	\$ 1,608.33	\$ 488.23	8 - Printed
62240050	FLINN SCIENTIFIC INC	07/19/2023	\$ 1,950.00	\$ -	0 - Closed
83240016	FOLLETT SCHOOL SOLUTIONS, INC	07/25/2023	\$ 599.29	\$ -	0 - Closed
83240010	FOLLETT SCHOOL SOLUTIONS, INC	07/14/2023	\$ 609.05	\$ -	0 - Closed
83240015	FOLLETT SCHOOL SOLUTIONS, INC	07/25/2023	\$ 673.32	\$ -	0 - Closed
83240011	FOLLETT SCHOOL SOLUTIONS, INC	07/14/2023	\$ 780.92	\$ -	0 - Closed
83240014	FOLLETT SCHOOL SOLUTIONS, INC	07/25/2023	\$ 2,231.11	\$ -	0 - Closed
62240056	FOLLETT SCHOOL SOLUTIONS, INC	07/25/2023	\$ 2,250.55	\$ -	0 - Closed
83240012	FOLLETT SCHOOL SOLUTIONS, INC	07/19/2023	\$ 2,280.59	\$ -	0 - Closed
83240013	FOLLETT SCHOOL SOLUTIONS, INC	07/25/2023	\$ 3,402.69	\$ -	0 - Closed
83240017	FOLLETT SCHOOL SOLUTIONS, INC	07/31/2023	\$ 3,638.31	\$ -	0 - Closed
62240027	FOLLETT SCHOOL SOLUTIONS, INC	07/14/2023	\$ 6,631.89	\$ 6,631.89	8 - Printed
62240026	FOLLETT SCHOOL SOLUTIONS, INC	07/14/2023	\$ 7,427.95	\$ 7,427.95	8 - Printed
20240002	FRANKLIN COVEY CLIENT SALES, INC	07/25/2023	\$ 5,500.00	\$ -	0 - Closed
50240004	FREESTYLE SALES COMPANY	06/21/2023	\$ 1,000.00	\$ 1,000.00	8 - Printed
54240017	FREESTYLE SALES COMPANY	07/25/2023	\$ 3,000.00	\$ 3,000.00	8 - Printed
62240003	FYRE MARKETING LLC	06/29/2023	\$ 3,750.00	\$ -	0 - Closed
60240000	GALLAGHER BASSETT SERVICE	06/27/2023	\$ 5,000.00	\$ 4,000.00	8 - Printed
62240038	GATEWAY EDUCATION HOLDINGS LLC	07/14/2023	\$ 6,000.00	\$ -	0 - Closed
85240086	GENUINE PARTS COMPANY	07/07/2023	\$ 500.00	\$ 357.85	8 - Printed
63240018	GFI DIGITAL INC	07/13/2023	\$ 11,135.00	\$ -	0 - Closed
62240037	GIMKIT, LLC	07/14/2023	\$ 1,000.00	\$ -	0 - Closed
6240009	GOPHER SPORT	06/21/2023	\$ 603.23	\$ -	0 - Closed
62240039	GOPHER SPORT	07/14/2023	\$ 636.60	\$ -	0 - Closed
21240012	GOPHER SPORT	07/31/2023	\$ 1,470.22	\$ -	0 - Closed
10240012	GOPHER SPORT	06/15/2023	\$ 1,800.00	\$ -	0 - Closed
56240001	GOTTLIEB-CYTRON, LISA	07/25/2023	\$ 1,948.52	\$ -	0 - Closed
85240120	GRAYBAR ELEC CO	07/28/2023	\$ 2,281.86	\$ -	0 - Closed
86240029	GRAYBAR ELEC CO	07/25/2023	\$ 2,584.19	\$ 2,584.19	8 - Printed
85240031	GRAYBAR ELEC CO	06/22/2023	\$ 3,000.00	\$ 1,228.74	8 - Printed

PO#	Vendor Name	PO Date	Order Amount	Balance	Status
86240022	GRAYBAR ELEC CO	07/18/2023	\$ 7,831.70	\$ -	0 - Closed
86240005	GRAYBAR ELEC CO	07/06/2023	\$ 9,475.20	\$ -	0 - Closed
58240002	GREATER ST. LOUIS AREA COUNCIL	06/21/2023	\$ 1,087.50	\$ -	0 - Closed
62240045	GUITAR CENTER STORES INC	07/14/2023	\$ 3,794.56	\$ -	0 - Closed
8240013	HALF-PINT KIDS, INC.	07/25/2023	\$ 792.00	\$ -	0 - Closed
85240050	HANSEN'S TREE LAWN & LANDSCAPE	06/27/2023	\$ 1,500.00	\$ 1,500.00	8 - Printed
61240005	HAPPY VALLEY INTERMEDIATE HOLDCO INC.	07/25/2023	\$ 9,300.00	\$ -	0 - Closed
62240075	HD SUPPLY FACILITIES MAINTENANCE, LTD	07/31/2023	\$ 1,262.03	\$ -	0 - Closed
40240000	HERFF JONES INC	06/15/2023	\$ 1,124.00	\$ -	0 - Closed
97240014	HERITAGE-CRYSTAL CLEAN, LLC	07/03/2023	\$ 1,000.00	\$ 735.88	8 - Printed
85240030	HERTZ EQUIPMENT RENTAL CORP	06/21/2023	\$ 10,000.00	\$ 2,149.20	8 - Printed
85240096	HILLYARD, INC	07/13/2023	\$ 3,704.24	\$ -	0 - Closed
74240008	HONEY BAKED HAM COMPANY, LLC	07/19/2023	\$ 2,203.98	\$ -	0 - Closed
50240008	HOWIES HOCKEY, INC	07/28/2023	\$ 1,350.61	\$ 1,350.61	8 - Printed
62240070	IMAGINE LEARNING LLC	07/25/2023	\$ 15,000.00	\$ 14,725.00	8 - Printed
85240015	IMPERIAL BAG & PAPER CO LLC	06/15/2023	\$ 1,000.00	\$ 763.60	8 - Printed
85240035	IMPERIAL BAG & PAPER CO LLC	06/22/2023	\$ 2,500.00	\$ 779.20	8 - Printed
85240016	IMPERIAL BAG & PAPER CO LLC	06/15/2023	\$ 3,400.00	\$ 1,903.20	8 - Printed
85240017	IMPERIAL BAG & PAPER CO LLC	06/15/2023	\$ 5,000.00	\$ 2,481.59	8 - Printed
85240002	IMPERIAL BAG & PAPER CO LLC	06/15/2023	\$ 10,000.00	\$ 3,001.00	8 - Printed
54240006	INFOBASE PUBLISHING	06/15/2023	\$ 723.86	\$ -	0 - Closed
83240002	INFOBASE PUBLISHING	06/15/2023	\$ 4,621.09	\$ -	0 - Closed
85240118	INTEGRATED FACILITY SERVICES	07/28/2023	\$ 13,490.00	\$ 1,654.40	8 - Printed
85240067	INTEGRATED FACILITY SERVICES	06/29/2023	\$ 15,000.00	\$ 10,422.20	8 - Printed
41240000	INTER-STATE STUDIO & PUBLISHING CO	07/25/2023	\$ 1,722.00	\$ 1,722.00	8 - Printed
83240008	ITHAKA HARBORS, INC.	06/21/2023	\$ 7,800.00	\$ -	0 - Closed
62240036	JONES, ZACHARY	07/14/2023	\$ 960.00	\$ 960.00	8 - Printed
63240041	JOURNEYED.COM, INC	07/27/2023	\$ 4,365.00	\$ -	0 - Closed
83240006	JUNIOR LIBRARY GUILD	06/21/2023	\$ 2,204.76	\$ -	0 - Closed
97240015	KNAPHEIDE TRUCK EQUIP CENTER	07/03/2023	\$ 1,000.00	\$ 963.87	8 - Printed
85240081	KOCH AIR LLC	07/06/2023	\$ 1,014.86	\$ -	0 - Closed
85240115	KOCH AIR LLC	07/27/2023	\$ 2,161.19	\$ 2,161.19	8 - Printed
62240089	KOLACHE FACTORY - PCARD ONLY	07/31/2023	\$ 1,150.00	\$ -	0 - Closed
76240004	KOZIATEK, JEFFREY	07/17/2023	\$ 5,400.00	\$ -	0 - Closed
64240002	LABORLAW HOLDCO, LLC	07/21/2023	\$ 1,512.10	\$ -	0 - Closed
89240005	LAKESHORE LEARNING MATERIALS	07/27/2023	\$ 1,332.64	\$ -	0 - Closed
89240003	LAKESHORE LEARNING MATERIALS	07/25/2023	\$ 1,790.67	\$ -	0 - Closed
85240079	LAWN SPRINKLERS ST LOUIS, LLC	07/06/2023	\$ 8,000.00	\$ 2,751.00	8 - Printed
85240029	LENSES UNLIMITED	06/21/2023	\$ 2,175.00	\$ 307.15	8 - Printed
8240015	LITERACY RESOURCES, LLC	07/25/2023	\$ 891.00	\$ -	0 - Closed
56240006	LOGO DADDY GRAPHICS	07/27/2023	\$ 2,450.00	\$ 2,450.00	8 - Printed
97240004	LOWE AUTOMOTIVE	07/03/2023	\$ 10,000.00	\$ 8,711.07	8 - Printed
85240094	LOWE'S COMPANIES INC	07/13/2023	\$ 1,174.40	\$ -	0 - Closed
85240055	LOWE'S COMPANIES INC	06/27/2023	\$ 10,000.00	\$ 3,928.67	8 - Printed
54240013	LULULEMON	07/25/2023	\$ 1,480.50	\$ -	0 - Closed
85240065	MACHINE MAINTENANCE, INC	06/28/2023	\$ 2,000.00	\$ 2,000.00	8 - Printed
62240065	MACMILLAN HOLDINGS, LLC	07/25/2023	\$ 7,565.88	\$ -	0 - Closed

PO#	Vendor Name	PO Date	Order Amount	Balance	Status
12240000	MAIN EVENT ENTERTAINMENT, INC	07/25/2023	\$ 2,107.84	\$ 1,053.92	8 - Printed
76240003	MASA-MISSOURI ASSOCIATION OF SCHOOL ADM	07/13/2023	\$ 5,068.00	\$ -	0 - Closed
48240005	MCCARTHY HOLDINGS INC	07/31/2023	\$ 5,538.44	\$ -	0 - Closed
61240001	MERCY CORPORATE HEALTH	07/12/2023	\$ 8,000.00	\$ 7,800.08	8 - Printed
58240007	MERCY SPECIALIZED BILLING SERVICES	07/25/2023	\$ 2,340.00	\$ 1,012.96	8 - Printed
56240010	METRO ENTERTAINMENT GROUP LLC	07/31/2023	\$ 1,800.00	\$ -	0 - Closed
97240020	MIDWEST BUS SALES INC	07/25/2023	\$ 8,000.00	\$ 4,425.37	8 - Printed
85240107	MIDWEST PRESENTATIONS	07/19/2023	\$ 1,175.00	\$ 1,175.00	8 - Printed
97240005	MIDWEST TRANSIT EQUIPMENT	07/03/2023	\$ 10,000.00	\$ 5,896.62	8 - Printed
85240100	MORDT TRACTOR & EQUIPMENT CO INC	07/17/2023	\$ 1,270.00	\$ -	0 - Closed
85240121	MOTOR CONTROL SPECIALTIES INC	07/31/2023	\$ 1,540.00	\$ -	0 - Closed
85240034	MOTOR CONTROL SPECIALTIES INC	06/22/2023	\$ 1,740.00	\$ -	0 - Closed
62240006	M-S MUSIC INC	06/29/2023	\$ 3,173.00	\$ 3,173.00	8 - Printed
62240007	M-S MUSIC INC	06/29/2023	\$ 3,224.00	\$ 2,689.96	8 - Printed
62240004	M-S MUSIC INC	06/29/2023	\$ 3,836.00	\$ 3,310.03	8 - Printed
62240005	M-S MUSIC INC	06/29/2023	\$ 3,902.00	\$ 3,602.00	8 - Printed
62240009	M-S MUSIC INC	06/29/2023	\$ 4,000.00	\$ 3,909.25	8 - Printed
62240008	M-S MUSIC INC	06/29/2023	\$ 4,142.00	\$ 3,597.55	8 - Printed
62240014	M-S MUSIC INC	06/29/2023	\$ 8,648.00	\$ 7,850.86	8 - Printed
62240015	M-S MUSIC INC	06/29/2023	\$ 8,656.00	\$ 8,482.02	8 - Printed
62240016	M-S MUSIC INC	06/29/2023	\$ 9,080.00	\$ 8,381.11	8 - Printed
62240013	M-S MUSIC INC	06/29/2023	\$ 9,120.00	\$ 8,814.00	8 - Printed
58240008	MTI ENTERPRISES INC.	07/25/2023	\$ 2,765.00	\$ -	0 - Closed
21240010	NASCO EDUCATION LLC	07/28/2023	\$ 3,153.92	\$ 82.28	8 - Printed
85240112	NATIVE LANDSCAPE SOLUTIONS	07/25/2023	\$ 6,500.00	\$ 3,715.00	8 - Printed
85240037	NEGWER MATERIALS INC.	06/22/2023	\$ 10,000.00	\$ 4,684.00	8 - Printed
85240087	NELSON LAND SERVICE LLC	07/07/2023	\$ 4,700.00	\$ -	0 - Closed
85240003	NELSON LAND SERVICE LLC	06/15/2023	\$ 15,000.00	\$ 5,600.00	8 - Printed
62240064	NEURON FUEL, INC.	07/25/2023	\$ 3,600.00	\$ -	0 - Closed
85240098	NEW PIG CORPORATION	07/13/2023	\$ 1,798.17	\$ -	0 - Closed
85240018	NEW SYSTEM LLC	06/21/2023	\$ 2,000.00	\$ 521.84	8 - Printed
74240000	NEWSELA, INC.	06/21/2023	\$ 6,350.00	\$ -	0 - Closed
40240006	NEWSELA, INC.	07/25/2023	\$ 9,872.50	\$ -	0 - Closed
50240000	NORRENBURNS LUMBER & HARDWARE	06/21/2023	\$ 500.00	\$ 500.00	8 - Printed
74240007	NORTH FORK FRESH MEX, LLC	07/19/2023	\$ 2,208.10	\$ -	8 - Printed
63240019	NORTHSTAR AV	07/13/2023	\$ 2,698.95	\$ -	0 - Closed
54240018	NOTTELMANN MUSIC CO	07/25/2023	\$ 3,000.00	\$ 3,000.00	8 - Printed
40240002	NOTTELMANN MUSIC CO	06/21/2023	\$ 4,036.00	\$ -	0 - Closed
50240002	NOTTELMANN MUSIC CO	06/21/2023	\$ 5,500.00	\$ 1,099.50	8 - Printed
21240002	OFFICE ESSENTIALS INCORPORATED	07/25/2023	\$ 904.98	\$ -	0 - Closed
23240003	OFFICE ESSENTIALS INCORPORATED	07/25/2023	\$ 979.83	\$ -	0 - Closed
40240004	OFFICE ESSENTIALS INCORPORATED	07/25/2023	\$ 1,376.91	\$ -	0 - Closed
62240069	OFFICE ESSENTIALS INCORPORATED	07/25/2023	\$ 1,425.00	\$ -	0 - Closed
56240003	OFFICE ESSENTIALS INCORPORATED	07/25/2023	\$ 1,498.11	\$ -	0 - Closed
63240037	OFFICE ESSENTIALS INCORPORATED	07/25/2023	\$ 1,672.88	\$ -	0 - Closed
18240003	OFFICE ESSENTIALS INCORPORATED	07/31/2023	\$ 1,799.36	\$ -	0 - Closed
23240002	OFFICE ESSENTIALS INCORPORATED	07/25/2023	\$ 2,017.93	\$ -	0 - Closed



PO#	Vendor Name	PO Date	Order Amount	Balance	Status
6240011	OFFICE ESSENTIALS INCORPORATED	07/25/2023	\$ 2,390.58	\$ 2,390.58	8 - Printed
18240001	OFFICE ESSENTIALS INCORPORATED	07/25/2023	\$ 8,806.85	\$ -	0 - Closed
46240002	OFFICE ESSENTIALS INCORPORATED	06/21/2023	\$ 13,370.31	\$ -	0 - Closed
40240007	OFFICE ESSENTIALS INCORPORATED	07/25/2023	\$ 14,938.26	\$ -	0 - Closed
39240002	OLDHAM CHEMICALS COMPANY INC	07/25/2023	\$ 4,000.00	\$ 3,054.00	8 - Printed
62240024	ONWARD CONSULTING, LLC	07/13/2023	\$ 1,531.25	\$ -	0 - Closed
45240003	PALEN MUSIC CENTER, INC.	07/27/2023	\$ 2,313.75	\$ 2,313.75	8 - Printed
82240000	PARKWAY SCHOOL DISTRICT	07/31/2023	\$ 2,400.00	\$ -	0 - Closed
62240061	PEARSON EDUCATION	07/25/2023	\$ 2,135.56	\$ -	0 - Closed
62240031	PHYSICS CLASSROOM THE, LLC	07/14/2023	\$ 2,032.00	\$ -	0 - Closed
85240043	PIONEER MANUFACTURING COMPANY	06/27/2023	\$ 10,000.00	\$ 4,939.00	8 - Printed
63240008	POWERSCHOOL HOLDINGS LLC	06/21/2023	\$ 7,175.00	\$ -	0 - Closed
63240043	POWERSCHOOL HOLDINGS LLC	07/28/2023	\$ 13,350.00	\$ -	0 - Closed
85240051	PPG ARCHITECTURAL FINISHES	06/27/2023	\$ 1,000.00	\$ 751.45	8 - Printed
54240003	PREMIER RENTALS	06/15/2023	\$ 1,631.25	\$ 1,631.25	8 - Printed
54240004	PREMIER RENTALS	06/15/2023	\$ 1,754.00	\$ 1,754.00	8 - Printed
85240080	PRESORT INC	07/06/2023	\$ 5,000.00	\$ 4,583.00	8 - Printed
73240007	PRIVIT INC.	07/31/2023	\$ 7,801.00	\$ -	0 - Closed
86240049	PROFESSIONAL SERVICE INDUSTRIES	07/31/2023	\$ 612.00	\$ 612.00	8 - Printed
85240116	PROFESSIONAL SERVICE INDUSTRIES	07/27/2023	\$ 670.00	\$ 670.00	8 - Printed
85240028	PROFESSIONAL SERVICE INDUSTRIES	06/21/2023	\$ 1,136.00	\$ 1,136.00	8 - Printed
86240020	PROFESSIONAL SERVICE INDUSTRIES	07/14/2023	\$ 1,257.00	\$ 1,257.00	8 - Printed
86240026	PROFESSIONAL SERVICE INDUSTRIES	07/19/2023	\$ 1,333.00	\$ 1,333.00	8 - Printed
86240018	PROFESSIONAL SERVICE INDUSTRIES	07/13/2023	\$ 2,412.00	\$ 2,412.00	8 - Printed
86240019	PROFESSIONAL SERVICE INDUSTRIES	07/13/2023	\$ 2,412.00	\$ 2,412.00	8 - Printed
86240008	PROFESSIONAL SERVICE INDUSTRIES	07/06/2023	\$ 2,567.00	\$ 2,567.00	8 - Printed
39240003	PROFESSIONAL SERVICE INDUSTRIES	07/25/2023	\$ 4,466.00	\$ 4,466.00	8 - Printed
85240007	PROFESSIONAL SERVICE INDUSTRIES	06/15/2023	\$ 8,971.00	\$ 718.71	8 - Printed
85240085	PURCELL TIRES CO	07/07/2023	\$ 750.00	\$ 750.00	8 - Printed
85240073	QUADIENT LEASING USA, INC	07/03/2023	\$ 1,080.00	\$ 1,080.00	8 - Printed
62240040	QUIZLET INC.	07/14/2023	\$ 1,284.84	\$ 1,284.84	8 - Printed
73240004	R & R CONTRACTING SERVICES INC.	07/25/2023	\$ 2,500.00	\$ 1,260.00	8 - Printed
85240008	RAMAIR INC.	06/15/2023	\$ 15,000.00	\$ 10,023.43	8 - Printed
63240049	REJIS COMMISSION	07/31/2023	\$ 6,615.00	\$ 2,646.00	8 - Printed
62240076	ROCKLER COMPANIES, INC.	07/31/2023	\$ 2,421.92	\$ 2,421.92	8 - Printed
85240123	ROLLIE JOHNSON INC	07/31/2023	\$ 1,107.00	\$ -	0 - Closed
20240000	RON CLARK ACADEMY	06/15/2023	\$ 5,250.00	\$ -	0 - Closed
58240003	ROSENZWEIG, HELENE S.	06/21/2023	\$ 1,500.00	\$ -	0 - Closed
86240030	ROTH, WILLIAM J.	07/25/2023	\$ 6,826.00	\$ 6,826.00	8 - Printed
86240023	ROTH, WILLIAM J.	07/18/2023	\$ 7,584.00	\$ 464.00	8 - Printed
85240102	ROTH, WILLIAM J.	07/18/2023	\$ 13,068.00	\$ 13,068.00	8 - Printed
85240103	ROTOLITE OF ST LOUIS, INC	07/19/2023	\$ 1,000.00	\$ 1,000.00	8 - Printed
85240119	ROYAL PAPERS, INCORPORATED	07/28/2023	\$ 3,675.00	\$ -	0 - Closed
97240017	SAFETY-KLEEN SYSTEMS	07/13/2023	\$ 3,500.00	\$ 3,080.32	8 - Printed
74240001	SASC LLC	06/29/2023	\$ 1,500.00	\$ -	0 - Closed
62240000	SCARBOROUGH ORIENTEERING, LLC	06/15/2023	\$ 9,798.90	\$ -	0 - Closed
54240008	SCHOLASTIC 3725	06/21/2023	\$ 1,040.00	\$ -	0 - Closed

PO#	Vendor Name	PO Date	Order Amount	Balance	Status
62240042	SCHOLASTIC 3725	07/14/2023	\$ 1,400.85	\$ 840.51	8 - Printed
11240002	SCHOLASTIC 3725	06/21/2023	\$ 2,879.80	\$ -	0 - Closed
11240001	SCHOOL DATEBOOKS	06/21/2023	\$ 1,210.95	\$ -	0 - Closed
32240000	SCHOOL HEALTH CORPORATION	07/19/2023	\$ 15,000.00	\$ 7,141.72	8 - Printed
6240010	SCHOOL SPECIALTY,LLC	06/21/2023	\$ 544.91	\$ -	0 - Closed
19240001	SCHOOL SPECIALTY,LLC	07/25/2023	\$ 549.47	\$ 16.88	8 - Printed
19240002	SCHOOL SPECIALTY,LLC	07/25/2023	\$ 579.98	\$ -	0 - Closed
1240004	SCHOOL SPECIALTY,LLC	06/21/2023	\$ 630.34	\$ -	0 - Closed
21240011	SCHOOL SPECIALTY,LLC	07/31/2023	\$ 657.55	\$ 657.55	8 - Printed
6240005	SCHOOL SPECIALTY,LLC	06/15/2023	\$ 668.54	\$ -	0 - Closed
6240004	SCHOOL SPECIALTY,LLC	06/15/2023	\$ 783.64	\$ -	0 - Closed
1240006	SCHOOL SPECIALTY,LLC	06/21/2023	\$ 901.56	\$ -	0 - Closed
1240008	SCHOOL SPECIALTY,LLC	06/29/2023	\$ 906.36	\$ -	0 - Closed
1240009	SCHOOL SPECIALTY,LLC	07/25/2023	\$ 906.36	\$ 906.36	8 - Printed
22240002	SCHOOL SPECIALTY,LLC	07/05/2023	\$ 932.16	\$ -	0 - Closed
5240005	SCHOOL SPECIALTY,LLC	07/25/2023	\$ 972.74	\$ -	0 - Closed
6240007	SCHOOL SPECIALTY,LLC	06/15/2023	\$ 992.49	\$ -	0 - Closed
6240002	SCHOOL SPECIALTY,LLC	06/15/2023	\$ 1,020.46	\$ -	0 - Closed
6240000	SCHOOL SPECIALTY,LLC	06/15/2023	\$ 1,138.25	\$ -	0 - Closed
6240001	SCHOOL SPECIALTY,LLC	06/15/2023	\$ 1,223.84	\$ 47.37	8 - Printed
19240000	SCHOOL SPECIALTY,LLC	07/25/2023	\$ 1,248.15	\$ -	0 - Closed
6240003	SCHOOL SPECIALTY,LLC	06/15/2023	\$ 1,270.90	\$ -	0 - Closed
1240000	SCHOOL SPECIALTY,LLC	06/15/2023	\$ 1,381.21	\$ -	0 - Closed
18240000	SCHOOL SPECIALTY,LLC	07/25/2023	\$ 1,500.00	\$ 1,000.54	8 - Printed
10240004	SCHOOL SPECIALTY,LLC	06/15/2023	\$ 1,500.00	\$ 15.42	8 - Printed
8240005	SCHOOL SPECIALTY,LLC	06/21/2023	\$ 1,641.75	\$ 26.40	8 - Printed
46240003	SCHOOL SPECIALTY,LLC	07/25/2023	\$ 1,748.52	\$ -	0 - Closed
11240000	SCHOOL SPECIALTY,LLC	06/21/2023	\$ 1,906.61	\$ -	0 - Closed
12240003	SCHOOL SPECIALTY,LLC	07/31/2023	\$ 1,939.66	\$ 287.05	8 - Printed
15240001	SCHOOL SPECIALTY,LLC	07/25/2023	\$ 2,000.00	\$ 1,271.40	8 - Printed
23240001	SCHOOL SPECIALTY,LLC	06/21/2023	\$ 2,000.00	\$ 1,375.19	8 - Printed
89240001	SCHOOL SPECIALTY,LLC	06/27/2023	\$ 2,992.90	\$ 204.54	8 - Printed
10240006	SCHOOL SPECIALTY,LLC	06/15/2023	\$ 3,200.00	\$ 124.43	8 - Printed
23240000	SCHOOL SPECIALTY,LLC	06/15/2023	\$ 3,327.65	\$ -	0 - Closed
6240006	SCHOOL SPECIALTY,LLC	06/15/2023	\$ 3,896.44	\$ -	0 - Closed
1240001	SCHOOL SPECIALTY,LLC	06/15/2023	\$ 4,249.63	\$ -	0 - Closed
62240054	SCHOOLINKS, INC	07/20/2023	\$ 8,000.00	\$ -	0 - Closed
86240027	SECURITY EQUIPMENT SUPPLY	07/19/2023	\$ 1,227.60	\$ 1,227.60	8 - Printed
18240002	SEESAW LEARNING, INC	07/31/2023	\$ 2,500.00	\$ 2,500.00	8 - Printed
85240042	SHERWIN WILLIAMS- SCHUETZ RD,	06/27/2023	\$ 2,000.00	\$ 2,000.00	8 - Printed
85240090	SHERWIN WILLIAMS- SCHUETZ RD,	07/11/2023	\$ 15,000.00	\$ 2,104.19	8 - Printed
85240036	SID BOEDEKER SAFETY SHOE SRVC	06/22/2023	\$ 750.00	\$ 630.00	8 - Printed
85240054	SID BOEDEKER SAFETY SHOE SRVC	06/27/2023	\$ 1,000.00	\$ 295.00	8 - Printed
85240048	SID BOEDEKER SAFETY SHOE SRVC	06/27/2023	\$ 2,000.00	\$ 1,255.01	8 - Printed
85240049	SID BOEDEKER SAFETY SHOE SRVC	06/27/2023	\$ 4,000.00	\$ 1,595.06	8 - Printed
85240122	SIEVEKING, INCORPORATED	07/31/2023	\$ 5,833.02	\$ -	0 - Closed
85240044	SITEONE LANDSCAPE SUPPLY HOLDING, LLC	06/27/2023	\$ 2,000.00	\$ 536.96	8 - Printed

PO#	Vendor Name	PO Date	Order Amount	Balance	Status
63240006	SMARTSHEET INC.	06/15/2023	\$ 2,400.00	\$ -	0 - Closed
84240000	SPECIAL SCHOOL DIST. OF ST. LOUIS COUNTY	07/21/2023	\$ 3,594.47	\$ -	0 - Closed
85240072	SPORTSFIELDS4U	07/03/2023	\$ 11,500.00	\$ 6,616.90	8 - Printed
85240117	SPRAY SERVICES, INC.	07/27/2023	\$ 900.00	\$ -	0 - Closed
39240001	SPRAY SERVICES, INC.	07/25/2023	\$ 13,460.00	\$ -	0 - Closed
56240009	ST. LOUIS CARDINALS -GROUP SALES	07/31/2023	\$ 2,945.00	\$ -	0 - Closed
85240046	ST. LOUIS CNTY TREASURE	06/27/2023	\$ 5,000.00	\$ 4,870.00	8 - Printed
85240045	ST. LOUIS CNTY TREASURE - BACK FLOW	06/27/2023	\$ 1,000.00	\$ 1,000.00	8 - Printed
85240056	ST. LOUIS COMPOSTING	06/27/2023	\$ 2,000.00	\$ 1,235.00	8 - Printed
85240039	ST. LOUIS RECHARGE AND FIRE CONTROL	06/27/2023	\$ 12,000.00	\$ 12,000.00	8 - Printed
85240099	STARBEAM LIGHTING LLC	07/13/2023	\$ 2,820.00	\$ -	0 - Closed
85240076	STARBEAM LIGHTING LLC	07/05/2023	\$ 10,000.00	\$ -	0 - Closed
6240017	STL SHIRT CO.	07/31/2023	\$ 1,180.00	\$ -	0 - Closed
86240047	STRAIGHTUP SOLAR, LLC	07/26/2023	\$ 6,065.50	\$ -	0 - Closed
86240040	STRAIGHTUP SOLAR, LLC	07/25/2023	\$ 11,680.50	\$ -	0 - Closed
86240042	STRAIGHTUP SOLAR, LLC	07/25/2023	\$ 11,907.50	\$ -	0 - Closed
86240031	STRAIGHTUP SOLAR, LLC	07/25/2023	\$ 11,948.50	\$ -	0 - Closed
86240041	STRAIGHTUP SOLAR, LLC	07/25/2023	\$ 12,131.50	\$ -	0 - Closed
62240074	STUKENT, INC	07/31/2023	\$ 4,420.00	\$ -	0 - Closed
76240008	SUBURBAN SCHOOL SUPERINTENDENTS ASSOCI.	07/28/2023	\$ 1,557.00	\$ -	0 - Closed
22240001	SUCCESS BY DESIGN, INC	06/29/2023	\$ 1,016.12	\$ -	0 - Closed
75240007	SUN LIFE ASSURANCE CO. OF CANADA	06/27/2023	\$ 4,000.00	\$ 3,644.79	8 - Printed
60240003	SWANK MOTION PICTURES INC.	07/14/2023	\$ 14,017.00	\$ -	0 - Closed
62240048	SWEETWATER SOUND, INC.	07/14/2023	\$ 678.39	\$ 678.39	8 - Printed
62240049	SWEETWATER SOUND, INC.	07/14/2023	\$ 885.19	\$ 885.19	8 - Printed
62240047	SWEETWATER SOUND, INC.	07/14/2023	\$ 1,219.22	\$ -	0 - Closed
86240002	TARKETT USA INC.	06/27/2023	\$ 921.00	\$ -	0 - Closed
85240088	TIMBERCREEK EQUIPMENT CO., LLC	07/10/2023	\$ 1,000.00	\$ 583.37	8 - Printed
22240000	TOLEDO PHYSICAL EDUCATION SUPP	06/29/2023	\$ 1,395.95	\$ -	0 - Closed
85240114	TRANE U.S. INC	07/27/2023	\$ 1,807.39	\$ -	0 - Closed
62240017	TSG DOWNTOWN CHESTERFIELD REDEVELOPMI	07/10/2023	\$ 1,050.00	\$ -	0 - Closed
62240025	TSG DOWNTOWN CHESTERFIELD REDEVELOPMI	07/13/2023	\$ 7,350.00	\$ 4,200.00	8 - Printed
62240059	TURBO VENTURES, LLC	07/25/2023	\$ 3,170.00	\$ -	0 - Closed
85240027	TYLER & SONS LLC	06/21/2023	\$ 1,000.00	\$ -	0 - Closed
63240035	TYLER TECHNOLOGIES, INC	07/25/2023	\$ 2,755.00	\$ 1,235.00	8 - Printed
74240002	TYPING AGENT LLC	06/29/2023	\$ 6,802.50	\$ -	0 - Closed
75240009	UNITED STATES TREASURY	07/06/2023	\$ 12,085.99	\$ -	0 - Closed
64240004	UNIV. OF MISSOURI	07/25/2023	\$ 4,200.00	\$ -	0 - Closed
59240001	UNIVERSAL CREATIVE CONCEPTS	07/17/2023	\$ 1,287.48	\$ -	0 - Closed
61240003	VEOLIA ES TECHNICAL SOLUTIONS, LLC	07/14/2023	\$ 3,000.00	\$ -	0 - Closed
39240004	VERDANT WEB TECHNOLOGIES INC.	07/25/2023	\$ 5,000.00	\$ -	0 - Closed
62240020	VERNIER SOFTWARE & TECHNOLOGY LLC	07/10/2023	\$ 745.00	\$ -	0 - Closed
62240019	VERNIER SOFTWARE & TECHNOLOGY LLC	07/10/2023	\$ 1,125.00	\$ -	0 - Closed
62240086	VEX ROBOTICS INC. (USE ADDRESS #1)	07/31/2023	\$ 758.95	\$ -	0 - Closed
62240085	VEX ROBOTICS INC. (USE ADDRESS #1)	07/31/2023	\$ 907.10	\$ 907.10	8 - Printed
62240084	VEX ROBOTICS INC. (USE ADDRESS #1)	07/31/2023	\$ 1,432.60	\$ -	0 - Closed
62240079	VEX ROBOTICS INC. (USE ADDRESS #1)	07/31/2023	\$ 1,717.53	\$ -	0 - Closed

PO#	Vendor Name	PO Date	Order Amount	Balance	Status
62240080	VEX ROBOTICS INC. (USE ADDRESS #1)	07/31/2023	\$ 1,717.53	\$ -	0 - Closed
62240081	VEX ROBOTICS INC. (USE ADDRESS #1)	07/31/2023	\$ 1,717.53	\$ -	0 - Closed
62240082	VEX ROBOTICS INC. (USE ADDRESS #1)	07/31/2023	\$ 1,717.53	\$ -	0 - Closed
62240083	VEX ROBOTICS INC. (USE ADDRESS #1)	07/31/2023	\$ 1,717.53	\$ -	0 - Closed
62240087	VEX ROBOTICS INC. (USE ADDRESS #1)	07/31/2023	\$ 1,998.56	\$ -	0 - Closed
62240073	VEX ROBOTICS INC. (USE ADDRESS #1)	07/31/2023	\$ 7,914.25	\$ -	0 - Closed
85240053	VOSS ELECTRIC	06/27/2023	\$ 1,000.00	\$ 552.44	8 - Printed
85240084	VOSS ELECTRIC	07/07/2023	\$ 1,700.00	\$ 1,700.00	8 - Printed
48240000	W. SCHILLER & CO., INC.	07/14/2023	\$ 999.00	\$ -	0 - Closed
48240004	W. SCHILLER & CO., INC.	07/25/2023	\$ 999.00	\$ 999.00	8 - Printed
97240013	W.W.GRAINGER, INC.	07/03/2023	\$ 1,500.00	\$ -	0 - Closed
85240041	W.W.GRAINGER, INC.	06/27/2023	\$ 12,000.00	\$ 5,415.70	8 - Printed
97240001	WARNER COMMUNICATIONS	06/27/2023	\$ 2,500.00	\$ 1,896.62	8 - Printed
62240041	WAYSIDE PUBLISHING	07/14/2023	\$ 2,418.51	\$ -	0 - Closed
50240001	WENGER CORP	06/21/2023	\$ 2,301.00	\$ -	0 - Closed
23240004	WEST MUSIC COMPANY	07/25/2023	\$ 729.58	\$ -	0 - Closed
12240001	WEST MUSIC COMPANY	07/31/2023	\$ 1,417.68	\$ -	0 - Closed
10240007	WEST MUSIC COMPANY	06/15/2023	\$ 1,600.00	\$ -	0 - Closed
85240052	WESTPORT POOLS	06/27/2023	\$ 3,000.00	\$ 144.23	8 - Printed
40240001	WIESE TRAINING AND DEVELOPMENT	06/15/2023	\$ 1,876.94	\$ -	0 - Closed
62240034	WOOLY LEARNING, INC.	07/14/2023	\$ 945.00	\$ -	0 - Closed
83240009	WORLD BOOK	06/21/2023	\$ 10,721.70	\$ -	0 - Closed
45240000	WORTHINGTON DIRECT, INC	06/21/2023	\$ 1,175.75	\$ 1,175.75	8 - Printed
86240017	WSP USA INC	07/13/2023	\$ 2,206.00	\$ 1,323.60	8 - Printed
62240062	YOUNG ENTREPRENEUR PUBLISHING GRP. LLC	07/25/2023	\$ 4,495.00	\$ -	0 - Closed
<b>TOTAL:</b>			<b>\$ 1,759,233.07</b>		

**\$15,000+**  
**JULY FY24**

PO#	Vendor Name	PO Date	Order Amount	Balance	Status
63240040	ACER SERVICE CORPORATION	07/25/2023	\$ 45,000.00	\$ 29,487.46	8 - Printed
85240061	ADVANCED ELEVATOR	06/28/2023	\$ 54,500.00	\$ 29,652.18	8 - Printed
75240001	AETNA INC	06/26/2023	\$ 72,000.00	\$ 39,490.14	8 - Printed
85240006	AGILIX HOLDINGS, LLC	06/15/2023	\$ 20,000.00	\$ 445.58	8 - Printed
61240002	AMEREN MISSOURI	07/14/2023	\$ 2,733,000.00	\$ 1,649,286.06	8 - Printed
85240004	AMERICAN BURGLARY AND FIRE, INC	06/15/2023	\$ 90,000.00	\$ 40,005.38	8 - Printed
75240004	ANTHEM BLUE CROSS & BLUE SHIELD	06/26/2023	\$ 366,000.00	\$ 178,770.70	8 - Printed
73240000	ARBITERPAY TRUST ACCOUNT	06/26/2023	\$ 222,000.00	\$ 72,000.00	8 - Printed
85240093	BOND ARCHITECTS	07/13/2023	\$ 26,672.00	\$ 18,051.73	8 - Printed
86240000	BOND ARCHITECTS	06/15/2023	\$ 992,820.00	\$ 950,607.48	8 - Printed
86240043	BOND ARCHITECTS	07/25/2023	\$ 834,129.32	\$ 790,460.80	8 - Printed
044 (Change	BOND ARCHITECTS	09/06/2023	\$ 27,832.50	\$ 16,853.08	8 - Printed
85240110	BROADWAY FORD TRUCK SALES INC	07/20/2023	\$ 124,916.00	\$ 75,516.00	8 - Printed
86240033	BYRNE & JONES CONSTRUCTION	07/25/2023	\$ 493,589.00	\$ 493,589.00	8 - Printed
033 (Change	BYRNE & JONES CONSTRUCTION	09/12/2023	\$ 499,967.72	\$ 499,967.72	8 - Printed
86240034	BYRNE & JONES CONSTRUCTION	07/25/2023	\$ 423,691.00	\$ 423,691.00	8 - Printed
034 (Change	BYRNE & JONES CONSTRUCTION	09/12/2023	\$ 430,369.72	\$ 430,369.72	8 - Printed
86240035	BYRNE & JONES CONSTRUCTION	07/25/2023	\$ 545,140.00	\$ 545,140.00	8 - Printed
035 (Change	BYRNE & JONES CONSTRUCTION	09/12/2023	\$ 551,818.72	\$ 551,818.72	8 - Printed
86240036	BYRNE & JONES CONSTRUCTION	07/25/2023	\$ 76,300.00	\$ 76,300.00	8 - Printed
86240037	BYRNE & JONES CONSTRUCTION	07/25/2023	\$ 597,613.00	\$ 597,613.00	8 - Printed
037 (Change	BYRNE & JONES CONSTRUCTION	09/12/2023	\$ 604,291.75	\$ 604,291.75	8 - Printed
86240038	BYRNE & JONES CONSTRUCTION	07/25/2023	\$ 446,207.00	\$ 446,207.00	8 - Printed
038 (Change	BYRNE & JONES CONSTRUCTION	09/12/2023	\$ 452,885.72	\$ 452,885.72	8 - Printed
75240014	CAREATC, INC.	07/13/2023	\$ 1,300,000.00	\$ 1,115,175.28	8 - Printed
85240066	CARROLL SEATING COMPANY, INC.	06/28/2023	\$ 30,000.00	\$ 9,507.85	8 - Printed
83240007	CENGAGE LEARNING, INC	06/21/2023	\$ 31,416.49	\$ -	0 - Closed
97240016	CLARKE POWER SERVICES INC	07/11/2023	\$ 35,000.00	\$ 30,682.13	8 - Printed
97240019	CLEAN ENERGY	07/25/2023	\$ 20,000.00	\$ 14,602.70	8 - Printed
81240000	COMPASS GROUP USA, INC.	07/25/2023	\$ 76,858.69	\$ -	0 - Closed
81240001	COMPASS GROUP USA, INC.	07/25/2023	\$ 4,303,740.00	\$ 3,736,845.41	8 - Printed
54240001	CONCOURSE TEAM EXPRESS LLC	06/15/2023	\$ 16,131.00	\$ -	0 - Closed
56240005	CONCOURSE TEAM EXPRESS LLC	07/26/2023	\$ 25,000.00	\$ 25,000.00	8 - Printed
63240010	CONVERGEONE, INC	06/27/2023	\$ 20,005.12	\$ -	0 - Closed
61240004	CXE GROUP LLC	07/14/2023	\$ 78,945.00	\$ 21,721.00	8 - Printed
71240001	DAKTRONICS INC	07/14/2023	\$ 42,315.00	\$ -	0 - Closed
63240011	DATA CONNECT ENTERPRISE, INC.	06/29/2023	\$ 63,095.50	\$ -	0 - Closed
75240002	DELTA DENTAL OF MISSOURI	06/26/2023	\$ 80,000.00	\$ 46,620.80	8 - Printed
60240002	DEPT OF LABOR & IND RELATIONS	06/28/2023	\$ 25,000.00	\$ 25,000.00	8 - Printed
85240009	DH PACE COMPANY	06/15/2023	\$ 51,000.00	\$ 43,007.62	8 - Printed
86240016	DH PACE COMPANY	07/12/2023	\$ 21,025.00	\$ 21,025.00	8 - Printed
85240001	DUTCH HOLLOW SERVICES & SUPPLIES INC.	06/15/2023	\$ 25,000.00	\$ 10,535.20	8 - Printed

63240024	EDPUZZLE, INC	07/17/2023	\$	22,932.00	\$	-	0 - Closed
76240000	EDUCATIONPLUS	07/11/2023	\$	102,122.91	\$	40,849.17	8 - Printed
83240001	EDUCATIONPLUS	07/01/2023	\$	37,050.00	\$	-	0 - Closed
85240062	F J JURCIC CO	06/28/2023	\$	35,000.00	\$	30,821.95	8 - Printed
63240017	FACILITIES MANAGEMENT EXPRESS, LLC	07/11/2023	\$	56,890.00	\$	-	0 - Closed
75240003	FIDELITY SECURITY LIFE INSURANCE COMPANY	06/26/2023	\$	180,000.00	\$	100,790.90	8 - Printed
86240001	FLOORING SYSTEMS, INC	06/15/2023	\$	570,530.08	\$	28,526.41	8 - Printed
63240002	FOLLETT SCHOOL SOLUTIONS, INC	06/15/2023	\$	83,001.87	\$	-	0 - Closed
58240005	FRONTENAC PROPERTY OWNER LLC	06/23/2023	\$	31,900.00	\$	21,900.00	8 - Printed
71240000	FULCRUM MANAGEMENT SOLUTIONS INC.	06/21/2023	\$	29,172.15	\$	-	0 - Closed
48240003	GEOTECHNOLOGY, INC	07/18/2023	\$	23,105.37	\$	3,550.45	8 - Printed
63240025	GFI DIGITAL INC	07/17/2023	\$	122,485.00	\$	89,080.00	8 - Printed
75240012	GFI DIGITAL INC	07/12/2023	\$	210,000.00	\$	147,115.97	8 - Printed
62240072	GOODHEART-WILLCOX CO	07/31/2023	\$	31,042.46	\$	-	0 - Closed
97240002	GOODYEAR TIRE & RUBBER COMPANY	07/03/2023	\$	60,000.00	\$	44,143.75	8 - Printed
86240006	GRAYBAR ELEC CO	07/06/2023	\$	385,165.02	\$	85,463.84	8 - Printed
75240008	HCC LIFE INSURANCE COMPANY	07/06/2023	\$	720,000.00	\$	197,107.38	8 - Printed
75240016	HODGES- MACE LLC	07/19/2023	\$	160,000.00	\$	130,036.05	8 - Printed
62240001	HOUGHTON MIFFLIN HARCOURT	06/15/2023	\$	350,945.02	\$	-	0 - Closed
36240001	INDEPENDENT TAXI DRIVERS ASSOCIATION	07/25/2023	\$	600,000.00	\$	549,221.00	8 - Printed
85240059	INTEGRATED FACILITY SERVICES	06/28/2023	\$	50,000.00	\$	34,690.18	8 - Printed

PO#	Vendor Name	PO Date	Order Amount	Balance	Status
85240060	INTEGRATED FACILITY SERVICES	06/28/2023	\$ 40,000.00	\$ 18,910.04	8 - Printed
39240000	INTERSTATE RESTORATION, LLC	07/12/2023	\$ 27,067.97	\$ -	0 - Closed
75240017	J.W. TERRILL BENEFITS	07/25/2023	\$ 80,000.00	\$ 63,750.00	8 - Printed
63240009	JOURNEYED.COM, INC	06/22/2023	\$ 207,900.00	\$ -	0 - Closed
63240023	JOURNEYED.COM, INC	07/17/2023	\$ 24,647.14	\$ -	0 - Closed
61240000	KELLY SERVICES	07/12/2023	\$ 2,993,885.00	\$ 2,573,245.40	8 - Printed
62240052	LAMP LANGUAGE ACCESS METRO PROJECT	07/20/2023	\$ 20,000.00	\$ 13,488.02	8 - Printed
74240004	LEARNING A-Z	07/14/2023	\$ 70,200.00	\$ -	0 - Closed
97240003	LEE HELMS INC	07/03/2023	\$ 20,000.00	\$ 11,782.00	8 - Printed
75240006	LINCOLN NATIONAL LIFE INSURANCE COMPANY	06/27/2023	\$ 300,000.00	\$ 129,371.13	8 - Printed
75240018	LIVONGO HEALTH INC	07/25/2023	\$ 350,000.00	\$ 262,504.00	8 - Printed
48240001	MCCARTHY HOLDINGS INC	07/18/2023	\$ 43,732.72	\$ -	0 - Closed
85240092	MCCARTHY HOLDINGS INC	07/13/2023	\$ 2,097,000.00	\$ 829,410.41	8 - Printed
97240018	MERCY CORPORATE HEALTH	07/25/2023	\$ 17,000.00	\$ 8,694.56	8 - Printed
85240058	MERLO PLUMBING INC	06/28/2023	\$ 60,000.00	\$ 18,198.32	8 - Printed
86240039	MIDWEST ASBESTOS ABATEMENT	07/25/2023	\$ 50,882.65	\$ -	0 - Closed
85240038	MILFORD SUPPLY COMPANY INC	06/26/2023	\$ 25,000.00	\$ 1,223.68	8 - Printed
73240005	MSHSAA	07/25/2023	\$ 25,000.00	\$ 2,405.44	8 - Printed
85240091	MUNIE OUTDOOR SERVICES, INC.	07/11/2023	\$ 73,000.00	\$ -	0 - Closed
74240003	NEWSELA, INC.	07/11/2023	\$ 115,596.60	\$ -	0 - Closed
62240029	NOTABLE, INC.	07/14/2023	\$ 34,200.00	\$ -	0 - Closed
63240020	NWEA	07/14/2023	\$ 33,800.00	\$ -	0 - Closed
20240003	OFFICE ESSENTIALS INCORPORATED	07/31/2023	\$ 25,110.31	\$ -	0 - Closed
62240011	OFFICE ESSENTIALS INCORPORATED	06/29/2023	\$ 27,436.69	\$ 27,436.69	8 - Printed
62240091	OFFICE ESSENTIALS INCORPORATED	07/31/2023	\$ 20,319.39	\$ 20,319.39	8 - Printed
66240000	OFFICE ESSENTIALS INCORPORATED	07/06/2023	\$ 19,372.00	\$ 19,372.00	8 - Printed

75240010	OFFICE ESSENTIALS INCORPORATED	07/06/2023	\$ 26,761.75	\$ 26,761.75	8 - Printed
86240024	POETTKER CONSTRUCTION COMPANY	07/18/2023	\$ 1,208,257.25	\$ 855,639.01	8 - Printed
75240013	PREFERRED RESOURCE NETWORK, INC	07/13/2023	\$ 60,000.00	\$ 29,522.40	8 - Printed
86240045	PROFESSIONAL SERVICE INDUSTRIES	07/25/2023	\$ 19,231.66	\$ 19,231.66	8 - Printed
86240046	PROFESSIONAL SERVICE INDUSTRIES	07/25/2023	\$ 15,000.95	\$ 15,000.95	8 - Printed
63240000	PROFESSIONAL SOFTWARE FOR NURSES, INC.	06/15/2023	\$ 36,151.87	\$ -	0 - Closed
62240010	PROJECT LEAD THE WAY INC	06/29/2023	\$ 17,100.00	\$ -	0 - Closed
62240012	PROJECT LEAD THE WAY INC	06/29/2023	\$ 26,350.00	\$ -	0 - Closed
62240030	PROPER LIVING	07/14/2023	\$ 16,000.00	\$ -	0 - Closed
83240005	PROQUEST	06/20/2023	\$ 22,229.21	\$ -	0 - Closed
85240077	QUADIENT LEASING USA, INC	07/06/2023	\$ 20,000.00	\$ 12,227.49	8 - Printed
86240025	RCC, INC.	07/18/2023	\$ 16,557.67	\$ -	0 - Closed
62240066	REALITYWORKS INC	07/25/2023	\$ 22,603.83	\$ -	0 - Closed
86240021	ROTH, WILLIAM J.	07/17/2023	\$ 2,759,450.00	\$ 1,666,806.00	8 - Printed
97240000	RUSH TRUCK CENTERS OF MISSOURI INC.	06/27/2023	\$ 35,000.00	\$ 15,639.34	8 - Printed
75240000	RYCOR SOLUTIONS CORP (US)	06/15/2023	\$ 50,750.00	\$ 50,750.00	8 - Printed
62240028	SIMPSON, SHERIANN	07/14/2023	\$ 29,944.00	\$ -	0 - Closed
62240022	SPRINGFIELD PUBLIC SCHOOL	07/11/2023	\$ 400,000.00	\$ 400,000.00	8 - Printed
66240001	SPRINGFIELD PUBLIC SCHOOL	07/25/2023	\$ 50,000.00	\$ 50,000.00	8 - Printed
85240011	STONE ACRES TREE SERVICE, LLC	06/20/2023	\$ 15,700.00	\$ -	0 - Closed
85240068	STONE ACRES TREE SERVICE, LLC	06/29/2023	\$ 25,400.00	\$ -	0 - Closed

PO#	Vendor Name	PO Date	Order Amount	Balance	Status
85240075	STONE ACRES TREE SERVICE, LLC	07/03/2023	\$ 30,000.00	\$ 22,312.50	8 - Printed
48240002	STRAIGHTUP SOLAR, LLC	07/18/2023	\$ 22,750.00	\$ 22,750.00	8 - Printed
86240048	TARKETT USA INC.	07/31/2023	\$ 193,813.70	\$ -	0 - Closed
75240011	THE NINES, LLC	07/11/2023	\$ 250,000.00	\$ 171,942.49	8 - Printed
61240007	THE SHRED TRUCK LLC	07/31/2023	\$ 18,000.00	\$ 13,892.35	8 - Printed
76240005	TUETH, KEENEY, COOPER, MOHAN & JACKSTADT	07/26/2023	\$ 23,028.00	\$ -	0 - Closed
76240007	TUETH, KEENEY, COOPER, MOHAN & JACKSTADT	07/26/2023	\$ 125,000.00	\$ 106,000.00	8 - Printed
63240001	TURNITIN LLC	06/15/2023	\$ 28,765.00	\$ -	0 - Closed
75240005	UNITED HEALTH CARE	06/27/2023	\$ 900,000.00	\$ 577,641.28	8 - Printed
63240007	UNIV. OF MISSOURI	06/20/2023	\$ 33,649.84	\$ 244.80	8 - Printed
85240010	VERITIV OPERATING CO	06/15/2023	\$ 25,000.00	\$ 9,565.00	8 - Printed
75240015	VISITING NURSE ASSOCIATION OF GREATER ST. LOUIS	07/14/2023	\$ 19,200.00	\$ 19,200.00	8 - Printed
86240003	W. SCHILLER & CO., INC.	06/28/2023	\$ 859,848.00	\$ -	0 - Closed
63240003	WEVIDEO	06/15/2023	\$ 22,366.89	\$ -	0 - Closed
61240006	WOODRIVER ENERGY LLC (USE ADDRESS #1 FOR ALL ORDER)	07/31/2023	\$ 734,000.00	\$ 657,230.83	8 - Printed
85240101	WSP USA INC	07/18/2023	\$ 50,139.00	\$ 41,679.25	8 - Printed
85240113	WSP USA INC	07/25/2023	\$ 357,010.00	\$ 276,365.50	8 - Printed
63240047	ZELLER DIGITAL INNOVATIONS, INC.	07/31/2023	\$ 35,259.42	\$ -	0 - Closed
<b>TOTAL:</b>			<b>\$ 36,238,085.64</b>		

**SPOT MARKET REPORT - JULY FY24**

PO #	Create Date	Vendor	Name	COM	Qty.	UOM	UNIT \$	Description	Object	Account Amt
	07/01/23 - 07/31/23		Office Essentials	202	47	CASES	\$ 43.90	Regular Copy Paper		\$ 2,063.30
	07/01/23 - 07/31/23		Office Essentials	202	65	CASES	\$ 45.90	30% Recycled copy paper		\$ 2,983.50
85240108	07/19/2023	636108	BAUMAN OIL DISTRIBUTORS, INC.	400	400	EACH	\$ 2.60	REGULAR RFG GASOLINE	6486	\$ 1,039.80
85240108					1	EACH	\$ 102.46	FEDERAL AND STATE TAXES AND FEES	6486	\$ 102.46
85240109	07/19/2023	636108	BAUMAN OIL DISTRIBUTORS, INC.	400	2000	EACH	\$ 2.60	REGULAR RFG GASOLINE	6486	\$ 5,199.00
85240109					1	EACH	\$ 512.27	FEDERAL AND STATE TAXES AND FEES	6486	\$ 512.27
85240122	07/31/2023	910351	SIEVEKING, INCORPORATED	400	421	EACH	\$ 2.86	NO LEAD 87 OCTANE	6486	\$ 1,203.64
85240122					1	EACH	\$ 111.92	FEDERAL AND STATE TAXES AND FEES	6486	\$ 111.92
85240122					267	EACH	\$ 2.50	UL SULFUR HI-WAY DIESEL	6486	\$ 667.23
85240122					1	EACH	\$ 66.67	FEDERAL AND STATE TAXES AND FEES	6486	\$ 66.67
85240122					1214.9	EACH	\$ 2.86	NO LEAD 87 OCTANE	6486	\$ 3,473.40
85240122					1	EACH	\$ 310.16	FEDERAL AND STATE TAXES AND FEES	6486	\$ 310.16
<b>Total Commodity 202 (Paper)</b>										\$ 5,046.80
<b>Total Commodity 400 (Fuel - Facilities)</b>										\$ 12,686.55
<b>Total Commodity 500 (Fuel - Transportation)</b>										\$ -
<b>Total Commodity 401 (Trash Liners)</b>										\$ -
<b>Grand Total All Commodity</b>										<b>\$ 17,733.35</b>